Table of Contents

Agenda 2023 10 12 ... 3
Board Presentations ... 5
- Crowsnest Pass Senior Housing ... 6
- 2024 Board and Committee Budget Presentation - Crowsnest Pass Municipal Library Board ... 26

General Operating Grants ... 38
- Crowsnest Pass Health Foundation ... 40

Category 1 Grant Applications ... 44
- Crow Snow Riders Association ... 45
- Crowsnest Pass Allied Arts Association ... 51
- Crowsnest Historical Society ... 62
- Crowsnest Pass Ecomuseum Trust Society ... 81
- Crowsnest Nordic Ski Club ... 95
- Crowsnest Pass Quad Squad Association ... 99
- Crowsnest Culture and Recreational Society ... 111
- Southwest Alberta Regional Search and Rescue Society (SARSAR) ... 124

Category 2 Grant Applications ... 141
- Crowsnest Pass Chamber of Commerce - Best of Crowsnest Gala ... 142
- Crowsnest Pass Chamber of Commerce - Member Appreciation Event ... 147
- Crowsnest Pass Chamber of Commerce - Christmas in the Mountains ... 153
- Crowsnest Pass Chamber of Commerce - Crowfest ... 158
- Kananaskis Rodeo Association ... 163
- Coleman Community Society ... 176
- Crowsnest Pass Economic Development Society ... 181
- Crowsnest Consolidated High School ... 187
- Bellecrest Community Association ... 191
- CNP 40 ... 196
- Crowsnest Pass Agricultural Society ... 201
- Sole Survivor Trail Race ... 210
- Turtle Mountain Riding Club ... 216

2024 Department Initiatives - Required & Optional In Order Not Filtered ... 221
- I1 2024 Bellevue Memorial Playground ... 222
- I3 2024 Hillcrest Ball backstops ... 224
- I10 2024 Coleman Union Hall - detailed woodwork painting ... 226
- I11 2024 MDM dishwasher ... 228
- I14 2024 Library - paint exterior wood siding ... 230
- I20 2024 Fire Station No. 1 - replace west facing windows ... 231
- I23 2024 Downtown Coleman Parking Design ... 232
- I24 2024 Hillcrest Bellevue walking Trail ... 233
- I33 2024 Pool Website + Rebrand ... 234

I34 2024 Deck Furniture Upgrade 236
I35 2024 Crowsnest Pass Lifejacket Loaner Station 238
I36 2024 Cold Storage Fencing 240
I37 2024 Snowgun Purchase 241
I39 2024 Alberta First Responders Radio Communication System (AFRRCS) 243
I40 2024 Historic Society Update Historic Guidelines and workshops 245

MUNICIPALITY OF CROWSNEST PASS

AGENDA
Special Budget Meeting
Municipal Office – Council Chambers
8502 19 Avenue, Coleman, Alberta
Thursday, October 12, 2023 at 9:00 am
(Budget Packages can be viewed at
https://www.crowsnestpass.com/municipalgovernment/council/meeting-packages-minutes)

---

1. **CALL TO ORDER**

2. **ADOPTION OF AGENDA**

3. **2024 BOARD PRESENTATIONS**

    a. **Crowsnest Pass Senior Housing Board (9:00 am)**

    b. **Crowsnest Pass Community Library Board (10:00 am)**

4. **2024 GENERAL OPERATING GRANTS**

5. **2024 CATEGORY 1 GRANT APPLICATIONS**

6. **2024 CATEGORY 2 GRANT APPLICATIONS**

7. **DEPARTMENT INITIATIVES**

8. **ADJOURN**

Next Budget Deliberation Meeting November 30, 2023, at 9 am at the Municipal Office – Council Chambers

- 2024 Draft Budget Deliberations

AGENDA ITEM 2

ADOPTION OF AGENDA

AGENDA ITEM 3

2024 BOARD PRESENTATIONS

2024 Board and Committee Budget Presentation

Board/Committee Information	
Board/Committee Name	Crowsnest Pass Senior Housing
Chair Name	Debi Ruzek
Additional Members	Susan Demchuk Cathy Painter Donna Stelmachovich Marlene Anctil Dean Ward Dave Filipuzzi

Mission or Mandate
Briefly state your board/committee's mission or mandate.
To provide seniors high quality housing and care that is safe, respectful, supportive and sustainable.

Accomplishments
Please outline your board/committee's current year accomplishments.
While resident occupancy was delayed in SL4 and SL4D, we can report our current Resident occupancy is 93% in all levels of care. Remaining 7 beds will be filled as directed by AHS. Successfully opened the first LEED Green building in the community. Additional funding was provided to Peaks to Pines July 1, 2023 for staffing hours to HCAs, LPNs and Director of Care positions. This has allowed us to increase care hours to our residents. Transition from Lodge to Health care Community positive and invested All levels of housing - lodge, SL2, SL3, SL4 and SL4D
Please outline your board/committee's upcoming year plans and goals.
Oversee the governance Monitor budgetary spending on Capital and Operational requirements as we are now over our first year of operation at Peak to Pines Supporting Management in maintaining high quality of standard in care services and educational

Accomplishments
requirements for new employees Recruit/Retain professional nursing staff Maintain 98% occupancy rate by providing quality care, healthy meals, activities and being the the home of choice.

Budget Request Information
Is your board/committee requesting a budgetary consideration from the Municipality for the upcoming year?
Yes
If yes, please record the amount requested here.
$362,500.00
Did the board/committee receive any grants from the municipality last year?
Yes
If so, how much did your board/committee receive?
$440,929.00

Program Information
Please upload any supporting information to illustrate your board/committee programs and activities and how they support your upcoming plans and goals. You may also include this as part of your presentation.

Financial
Please upload your most recent year-end financial statements
Attached
Please provide the budget for the year in which the funds are being requested
Attached
Please indicate any funding requested or received from other levels of government and other agencies, and the status of each application if any.

Financial
AHS funding $2.7M for 2024 LAP - estimate $135,581 for 2024 New Horizon grant 2023 - $15,000 in 2023

Crowsnest Pass Senior Housing

Peaks to Pines Operating Budget 2024

Peaks To Pines	P2P Budget 2023	P2P budget 2024	Budget NOTES
REVENUE			
Total Rental Revenue	1,812,400	1,895,300	Budget = 7% vacancies
Total Resident Services	59,600	68,920	Laundry, Cable, Parking, etc; Rate changes Sept 2023
Total Non-Resident Services	54,120	63,520	Meals on Wheels, Guest suite, Guest & Staff meals
Total Grants & Donations	159,400	135,600	Based on current actual
AHS Funding	2,307,591	2,778,827	Increased funded hours in 2023; Budget 1.5% Increase in April
Total Management & Admin Funding	500	6,500	Purchase Rebate Programs
Total Investment Income	2,500	18,000	GICs & savings interest
TOTAL REVENUE	**4,396,111**	**4,966,667**	
EXPENSE			
Total Utilities	279,552	292,967	New contract for heating & electricity
Total Operating	474,400	523,400	Food; kitchen, housekeeping & rec supplies; vacancy decrease
Total Operating Maintenance	63,000	74,600	Maintenenance & Inspections
Total Human Resources	3,922,400	4,327,477	Full staffing; Increased AHS funded staffing & CUPE rates
Total Administration	72,300	86,223	IT, Board, Audit, Office Supplies
Total Health Expenditures	20,300	24,500	Client software & Care Supplies
TOTAL EXPENSES	**4,831,952**	**5,329,167**	
Net Income before Requisition	**-435,841**	**-362,500**	
Requisition Revenue/Grant	**440,929**	**362,500**	
Net Income	**5,088**	**0**	

Consolidated Financial Statements of

CROWSNEST PASS SENIOR HOUSING

And Independent Auditors' Report thereon

Year ended December 31, 2021

KPMG LLP
3410 Fairway Plaza Road South
Lethbridge AB T1K 7T5
Canada
Tel 403-380-5700
Fax 403-380-5760

INDEPENDENT AUDITORS' REPORT

To the Board of Directors of Crowsnest Pass Senior Housing

Opinion

We have audited the accompanying consolidated financial statements of Crowsnest Pass Senior Housing, which comprise:

- the consolidated statement of financial position as at December 31, 2021
- the consolidated statement of operations for the year then ended
- the consolidated statement of changes in net assets for the year then ended
- the consolidated statement of cash flows for the year then ended
- and notes to the consolidated financial statements, including a summary of significant accounting policies

(Hereinafter referred to as the "consolidated financial statements").

In our opinion, the accompanying consolidated financial statements present fairly, in all material respects, the consolidated financial position of the Entity as at December 31, 2021, and its results of operations, and its consolidated cash flows for the year then ended in accordance with Canadian accounting standards for not-for-profit organizations.

Basis for Opinion

We conducted our audit in accordance with Canadian generally accepted auditing standards. Our responsibilities under those standards are further described in the "***Auditors' Responsibilities for the Audit of the consolidated Financial Statements***" section of our auditors' report.

KPMG LLP, an Ontario limited liability partnership and member firm of the KPMG global organization of independent member firms affiliated with KPMG International Limited, a private English company limited by guarantee.
KPMG Canada provides services to KPMG LLP.

We are independent of the Entity in accordance with the ethical requirements that are relevant to our audit of the consolidated financial statements in Canada and we have fulfilled our other responsibilities in accordance with these requirements.

We believe that the audit evidence we have obtained is sufficient and appropriate to provide a basis for our opinion.

Responsibilities of Management and Those Charged with Governance for the Consolidated Financial Statements

Management is responsible for the preparation and fair presentation of the consolidated financial statements in accordance with Canadian accounting standards for not-for-profit organizations, and for such internal control as management determines is necessary to enable the preparation of consolidated financial statements that are free from material misstatement, whether due to fraud or error.

In preparing the consolidated financial statements, management is responsible for assessing the Entity's ability to continue as a going concern, disclosing as applicable, matters related to going concern and using the going concern basis of accounting unless management either intends to liquidate the Entity or to cease operations, or has no realistic alternative but to do so.

Those charged with governance are responsible for overseeing the Entity's consolidated financial reporting process.

Auditors' Responsibilities for the Audit of the Consolidated Financial Statements

Our objectives are to obtain reasonable assurance about whether the consolidated financial statements as a whole are free from material misstatement, whether due to fraud or error, and to issue an auditors' report that includes our opinion.

Reasonable assurance is a high level of assurance, but is not a guarantee that an audit conducted in accordance with Canadian generally accepted auditing standards will always detect a material misstatement when it exists.

Misstatements can arise from fraud or error and are considered material if, individually or in the aggregate, they could reasonably be expected to influence the economic decisions of users taken on the basis of the consolidated financial statements.

As part of an audit in accordance with Canadian generally accepted auditing standards, we exercise professional judgment and maintain professional skepticism throughout the audit.

We also:

- Identify and assess the risks of material misstatement of the consolidated financial statements, whether due to fraud or error, design and perform audit procedures responsive to those risks, and obtain audit evidence that is sufficient and appropriate to provide a basis for our opinion.

  The risk of not detecting a material misstatement resulting from fraud is higher than for one resulting from error, as fraud may involve collusion, forgery, intentional omissions, misrepresentations, or the override of internal control.

- Obtain an understanding of internal control relevant to the audit in order to design audit procedures that are appropriate in the circumstances, but not for the purpose of expressing an opinion on the effectiveness of the Entity's internal control.

- Evaluate the appropriateness of accounting policies used and the reasonableness of accounting estimates and related disclosures made by management.

- Conclude on the appropriateness of management's use of the going concern basis of accounting and, based on the audit evidence obtained, whether a material uncertainty exists related to events or conditions that may cast significant doubt on the Entity's ability to continue as a going concern. If we conclude that a material uncertainty exists, we are required to draw attention in our auditors' report to the related disclosures in the consolidated financial statements or, if such disclosures are inadequate, to modify our opinion. Our conclusions are based on the audit evidence obtained up to the date of our auditors' report. However, future events or conditions may cause the Entity to cease to continue as a going concern.

- Evaluate the overall presentation, structure and content of the consolidated financial statements, including the disclosures, and whether the consolidated financial statements represents the underlying transactions and events in a manner that achieves fair presentation.

- Communicate with those charged with governance regarding, among other matters, the planned scope and timing of the audit and significant audit findings, including any significant deficiencies in internal control that we identify during our audit.

KPMG LLP

Chartered Professional Accountants

Lethbridge, Canada

March 21, 2022

CROWSNEST PASS SENIOR HOUSING

Consolidated Statement of Financial Position

December 31, 2021, with comparative information for 2020

	Apartments	York Creek Lodge	Total 2021	Total 2020
Assets				
Current assets:				
Cash and cash equivalents (note 2)	$ 115,840	$ 206,818	$ 322,658	$ 307,070
Accounts receivable	26,329	150,687	177,016	201,941
Goods and services tax recoverable	3,159	16,348	19,507	10,396
Prepaid expenses	4,805	18,849	23,654	27,215
Food and supplies inventory	--	40,125	40,125	39,933
	150,133	432,827	582,960	586,555
Cash and short-term investments, not available for current operations (note 2)	--	718,166	718,166	1,097,050
Capital assets (note 3):				
Capital assets	38,642	1,178,457	1,217,099	799,645
Less accumulated amortization	37,734	564,365	602,099	572,826
	908	614,092	615,000	226,819
	$ 151,041	$ 1,765,085	$ 1,916,126	$ 1,910,424
Liabilities and Net Assets				
Current liabilities:				
Accounts payable and accrued liabilities (note 4)	$ 137,576	$ 268,818	$ 406,394	$ 494,745
Due to Alberta Social Housing Corporation (note 5)	4,157	--	4,157	6,052
Deferred revenue (note 14)	8,400	163,648	172,048	85,758
	150,133	432,466	582,599	586,555
Unamortized deferred capital contributions (note 6)	--	117,009	117,009	84,843
Net assets (note 7):				
Investment in capital assets	908	497,083	497,991	141,976
Restricted for operating	--	440,327	440,327	440,327
Restricted for capital	--	277,839	277,839	656,723
Available accumulated excess (deficiency) of revenue over expenses	--	361	361	--
	908	1,215,610	1,216,518	1,239,026
Commitment (note 12)				
	$ 151,041	$ 1,765,085	$ 1,916,126	$ 1,910,424

See accompanying notes to consolidated financial statements.

DATE: March 21, 2022

CHAIR OF THE BOARD OF DIRECTORS: Debi Rizek

CROWSNEST PASS, ALBERTA

MANAGEMENT BODY: CROWSNEST PASS SENIOR HOUSING

CROWSNEST PASS SENIOR HOUSING

Consolidated Statement of Operations

Year ended December 31, 2021, with comparative information for 2020

	Apartments	York Creek Lodge	Total 2021	Total 2020
Revenue:				
Rent	$ 284,736	$ 797,618	$ 1,082,354	$1,123,841
Resident services	29,820	43,468	73,288	72,289
Non-resident services	--	41,304	41,304	36,671
Grants:				
Lodge Assistance Grant	--	236,619	236,619	236,619
Alberta Health Services - COVID-19 grant funding	--	231,089	231,089	138,199
Alberta Social Housing Corporation - COVID-19 grant funding	--	101,332	101,332	39,999
Other grants	--	13,630	13,630	5,239
Amortization of deferred capital contributions	--	6,404	6,404	5,194
Alberta Social Housing Corporation – carryforward funding	3,052	--	3,052	6,304
Federal – Temporary Wage Subsidy	--	--	--	25,000
Critical Worker Benefit	--	40,049	40,049	--
Operational Funding:				
Municipal Operating Grant and Requisitions	--	386,275	386,275	390,831
Alberta Health Services agreements (note 12)	--	630,549	630,549	628,555
Investment income	370	5,048	5,418	13,793
	317,978	2,533,385	2,851,363	2,722,534
Expenses:				
Human resources	146,091	1,230,462	1,376,553	1,258,210
Operating	7,637	227,041	234,678	249,144
Maintenance	65,478	28,859	94,337	95,176
Utilities	74,953	130,294	205,247	183,007
Administration	22,322	60,805	83,127	55,611
Health services (note 9)	--	848,849	848,849	852,210
Bad debt expense	340	310	650	4,636
Amortization	1,814	27,459	29,273	30,759
	318,635	2,554,079	2,872,714	2,728,753
Excess (deficiency) of revenue over expenses prior to transfer of surplus to Alberta Social Housing Corporation	(657)	(20,694)	(21,351)	(6,219)
Transfer to Alberta Social Housing Corporation	(1,157)	--	(1,157)	(6,052)
Excess (deficiency) of revenue over expenses	$ (1,814)	$ (20,694)	$ (22,508)	$ (12,271)

See accompanying notes to consolidated financial statements.

CROWSNEST PASS SENIOR HOUSING

Consolidated Statement of Changes in Net Assets

Year ended December 31, 2021, with comparative information for 2020

	Investment in capital assets	Restricted for operating	Restricted for capital	Available accumulated excess of revenue over expenses	Total 2021	Total 2020
Balance, beginning of year	$ 141,976	$ 440,327	$ 656,723	$ --	$ 1,239,026	$ 1,251,297
Excess (deficiency) of revenue over expenses	--	--	--	(22,508)	(22,508)	(12,271)
Capital asset additions, with internal funds	378,884	--	(378,884)	--	--	--
Amortization (net)	(22,869)	--	--	22,869	--	--
Balance, end of year	$ 497,991	$ 440,327	$ 277,839	$ 361	$ 1,216,518	$ 1,239,026

See accompanying notes to consolidated financial statements

CROWSNEST PASS SENIOR HOUSING

Consolidated Statement of Cash Flows

Year ended December 31, 2021, with comparative information for 2020

	2021	2020
Cash provided by (used in)		
Operations:		
Excess (deficiency) of revenue over expenses	$ (22,508)	$ (12,271)
Items not involving cash:		
Amortization of capital assets	29,273	30,759
Amortization of deferred capital contributions	(6,404)	(5,194)
	361	13,294
Change in non-cash operating working capital:		
Accounts receivable	24,925	(146,129)
Goods and services tax recoverable	(9,111)	109
Prepaid expenses	3,561	(6,835)
Food and supplies inventory	(192)	(4,860)
Accounts payable and accrued liabilities	(88,351)	200,925
Due to Alberta Social Housing Corporation	(1,895)	(3,252)
Deferred revenue	86,290	77,173
	15,588	130,426
Investing:		
Change in cash not available for current operations	378,884	(56,723)
Capital contribution received	38,570	24,233
Purchase of capital assets, with internal funds	(378,884)	(2,981)
Purchase of capital assets, with external funds	(38,570)	(24,233)
	--	(59,704)
Increase in cash	15,588	70,722
Cash, beginning of year	307,070	236,348
Cash, end of year	$ 322,658	$ 307,070

See accompanying notes to consolidated financial statements.

Nature of operations:

Crowsnest Pass Senior Housing ("the Entity") is established as a management body by provincial ministerial order and is governed by the Alberta Housing Act, and operates a senior citizen lodge and two self-contained apartments in Southern Alberta under an operating agreement with the provincial government. Crowsnest Pass Senior Housing qualifies as a not-for-profit organization and therefore is exempt from tax under the Income Tax Act. Crowsnest Pass Senior Housing operates two separate divisions, Crowsnest Pass Senior Housing – York Creek Lodge ("Lodges") and Crowsnest Pass Senior Housing – Self Contained Apartments ("Apartments"). These consolidated financial statements present the assets, liabilities, revenues and expenses of the Lodges and the Apartments operations.

1. Significant accounting policies:

These financial statements have been prepared by management in accordance with Canadian Accounting Standards for not-for-profit organizations in Part III of the CPA Canada Handbook - Accounting.

(a) Cash and cash equivalents:

Cash and cash equivalents include cash on hand and short-term deposits, which are highly liquid with original maturities of less than three months from the date of acquisition.

(b) Capital assets:

Capital assets are stated at cost. Amortization is provided using the straight-line method over the following estimated useful lives:

Asset	Rate
Building	25 years
Tractor and Automotive	5 years
Equipment and Furniture	6 to 10 years

Capital assets are reviewed for impairment whenever events or changes in circumstances indicate that the asset no longer has any long-term service potential to the entity. Any such impairment is measured by a comparison of the carrying amount of an asset to estimated residual value.

1. Significant accounting policies (continued):

(c) Revenue recognition:

The Entity follows the deferral method of accounting for contributions. Restricted contributions are recognized as revenue in the year in which related expenses are incurred. Unrestricted contributions are recognized as revenue when received or receivable if the amount to be received can be reasonably estimated and collection is reasonably assured.

Assets funded by the provincial government are recorded as an asset and a corresponding credit is recorded as an unamortized deferred capital contribution. Unamortized deferred capital contributions and related interest are recognized as revenue in the periods in which the related amortization expense of the funded capital asset is recorded. The related portion of amortization expense and the deferred capital contributions revenue are matched to indicate that the related amortization expense has been funded. Land that is contributed is recorded as a direct increase to investment in capital assets.

Revenue from rent and other services is recognized when the payment is received or receivable, and the service has been provided.

(d) Employee future benefits:

The Entity participates in the Local Authorities Pension Plan ("LAPP"). The multi-employer defined benefit plan provides pensions for participating employees based on years of service and earnings. Defined contribution plan accounting is applied where information is insufficient to apply defined benefit plan accounting. Pension costs comprise the employer's contributions during the year.

(e) Financial instruments:

Financial instruments are recorded at fair value on initial recognition. Freestanding derivative instruments that are not in a qualifying hedging relationship and equity instruments that are quoted in an active market are subsequently measured at fair value. All other financial instruments are subsequently recorded at cost or amortized cost, unless management has elected to carry the instruments at fair value. The Entity has not elected to carry any such financial instruments at fair value.

Transaction costs incurred on the acquisition of financial instruments measured subsequently at fair value are expensed as incurred. All other financial instruments are adjusted by transaction costs incurred on acquisition and financing costs, which are amortized using the straight-line method.

1. Significant accounting policies (continued):

(e) Financial instruments (continued):

Financial assets are assessed for impairment on an annual basis at the end of the fiscal year if there are indicators of impairment. If there is an indicator of impairment, the Entity determines if there is a significant adverse change in the expected amount or timing of future cash flows from the financial asset. If there is a significant adverse change in the expected cash flows, the carrying value of the financial asset is reduced to the highest of the present value of the expected cash flows, the amount that could be realized from selling the financial asset or the amount the Entity expects to realize by exercising its right to any collateral. If events and circumstances reverse in a future year, an impairment loss will be reversed to the extent of the improvement, not exceeding the initial carrying value.

(f) Food and supplies inventory:

Food and supplies inventory is valued at the lower of cost and replacement cost.

(g) Contributed services:

A substantial number of volunteers contribute a significant amount of their time each year. Because of the difficulty of determining the fair value, contributed services are not recognized in the financial statements.

(h) Use of estimates:

The preparation of the financial statements requires management to make estimates and assumptions that affect the reported amounts of assets and liabilities and disclosure of contingent assets and liabilities at the date of the financial statements and the reported amounts of revenue and expenses during the year. Significant items subject to such estimates and assumptions include provisions for the impairment of accounts receivable and the carrying amount of capital assets. Actual results could differ from those estimates.

2. Cash and cash equivalents and short-term investments:

	2021	2020
Cash	$ 216,860	$ 354,469
Cash in savings account, interest at 0.5%	811,265	1,036,952
Short-term investments	12,699	12,699
	1,040,824	1,404,120
Less cash and short-term investments not available for current operations	(718,166)	(1,097,050)
	$ 322,658	$ 307,070

3. Capital assets:

			2021	2020
	Cost	Accumulated amortization	Net book value	Net book value
Building	$ 204,105	$ 72,971	$ 131,134	$ 139,299
Equipment and furniture	971,007	487,141	483,866	85,422
Tractor	21,025	21,025	--	--
Truck	20,962	20,962	--	2,098
	$ 1,217,099	$ 602,099	$ 615,000	$ 226,819

These financial statements reflect only the cost of capital assets incurred by the Entity. The original cost of the buildings owned by Alberta Social Housing Corporation are not reflected in these financial statements.

Included in equipment and furniture is $417,454 of assets purchased for the new lodge that are not yet in use and for which amortization has not commenced. Amortization will commence in 2022.

4. Government remittances:

Included in accounts payable and accrued liabilities as at December 31, 2021 are government remittances payable for payroll remittances of $32,466 (2020 - $43,292) and amounts for LAPP contributions for $16,931 (2020 - $16,463).

5. Due to Alberta Social Housing Corporation ("ASHC"):

The Housing Act which regulates the Apartments' operation requires that all surpluses from Apartment operations including non-allowable amortization expense plus any carry forward funding received be repayable to ASHC. Therefore, the Apartments' 2021 surplus plus non-allowable amortization expense is included in the amount repayable to ASHC at the end of 2021 of $4,157 (2020 - $6,052). Of the amount repayable in 2020, $3,052 was carried over and included as revenue in the 2021 year end.

6. Unamortized deferred capital contributions:

Unamortized deferred capital contributions represent the unamortized portion of contributions received and spent on capital projects. Changes in unamortized deferred capital contributions are as follows:

	2021	2020
Balance, beginning of year	$ 84,843	$ 65,814
Add current year additions	38,570	24,223
Less amortization of deferred capital contributions	(6,404)	(5,194)
	$ 117,009	$ 84,843

During the year $38,570 was received and spent for capital projects.

7. Restrictions on net assets:

The Entity has internally restricted a total of $277,839 (2020 - $656,723) for capital replacement and a total of $440,327 (2020 - $440,327) as an operating reserve. These internally restricted amounts are not available for other purposes without approval by the Board.

8. Local authorities pension plan:

Employees of Crowsnest Pass Senior Housing participate in the Local Authorities Pension Plan ("LAPP"), which is covered by the Alberta Public Sector Pension Plans Act. LAPP serves approximately 275,863 people and 433 employers. It is financed by employer and employee contributions and investment earnings of the LAPP fund.

Contributions for current service are recorded as expenditures in the year in which they become due. The Entity is required to make current service contributions to LAPP of 9.39% (2020 – 9.39%) of pensionable earnings up to the Canada Pension Plan Year's Maximum Pensionable Earnings and 13.84% (2020 – 13.84%) for the excess. Employees of the Entity are required to make current service contributions of 8.39% (2020 – 8.39%) pensionable salary up to the year's maximum pensionable salary, and 12.84% (2020 – 12.84%) pensionable salary above this amount.

At December 31, 2020, LAPP disclosed an actuarial surplus of $5.0 billion.

Total current service contributions to the LAPP in 2021 were $103,813 (2020 – $105,391). Total current service contributions by the employees in 2021 were $92,961 (2020 - $94,528).

9. Health services:

Included in health services are costs for wages and benefits and supplies related to health. No other administrative or operational costs have been included.

10. Related party transactions:

At December 31, 2021, there was a balance payable from Apartments to Lodges of $111,143 (2020 - $168,433). These balances are not eliminated in the balance sheet.

11. Financial risks and concentration of risk:

(a) Liquidity risk:

Liquidity risk is the risk that the Entity will be unable to fulfill its obligations on a timely basis or at a reasonable cost. The Entity manages its liquidity risk by monitoring its operating requirements. There has been no change to the risk exposure from 2020.

12. Commitment:

The Entity operates the York Creek Lodge under a continuing care agreement with Alberta Health Services originally to December 31, 2018 with three renewal terms of five years. The current agreement was extended to June 30, 2022.

The Entity is negotiating a new continuing care agreement with Alberta Health Services to operate the Peaks to Pines lodge, set to take effect when the Entity moves into the Peaks to Pines building in 2022.

13. Comparative information:

The financial statements have been reclassified, where applicable, to conform to the presentation used in the current year. The changes do not affect prior year net assets or excess (deficiency) of revenue over expenses.

14. Deferred Revenue:

	Balance, beginning of year	Grants received	Grants recognized	Balance, end of year
Alberta Health Services – COVID-19 funding	27,448	246,420	231,089	42,779
Alberta Social Housing – COVID-19 funding	--	101,332	101,332	--
Alberta Health Services – (2022 advance)	24,364	--	--	24,364
Critical Worker Benefit	--	40,049	40,049	--
Lodge Assistance grant	--	236,619	236,619	--
Municipal Capital funding	--	74,809	--	74,809
Other	33,946	23,200	27,050	30,096
	$ 85,758	$ 722,429	$ 636,139	$ 172,048

15. COVID-19 Funding:

During the year, the Entity received COVID-19 funding from Alberta Social Housing Corporation of $101,332 (2020 - $39,999) which is included in revenue as grant funding of which $16,343 is receivable at year end.

Alberta Health Services provided the Entity with COVID-19 funding of $246,420 (2020 - $165,648) of which $231,089 (2020 - $138,199) is included in revenue as Alberta Health Services COVID-19 funding, $22,434 is receivable at year end, and $42,779 (2020 - $27,448) has been deferred to 2022, as disclosed in note 14.

The Entity also received and recognized $40,049 in funding from the Government of Alberta for the Critical Worker Benefit.

2024 Board and Committee Budget Presentation

Board/Committee Information	
Board/Committee Name	Crowsnest Pass Municipal Library Board
Chair Name	Erin Matthews
Additional Members	Lisa Sygutek Doreen Glavin Margaret Thomas Nicole Stafford Gale Comin John Hucik

Mission or Mandate
Briefly state your board/committee's mission or mandate.
Crowsnest Pass Municipal Library Board, Staff, and Volunteers enrich, inform and engage the public by providing a variety of resources, services and programs which meet the informational, educational and recreational needs of the community.

Accomplishments
Please outline your board/committee's current year accomplishments.
We are continuing to review and update policies. We approved the Annual Report and Audited Financial Report to send to the Public Library Services Branch which are required to get our Provincial Funding. We reviewed and approved financial statements and Librarian reports at our regular board meetings. We constructed and approved the Budget projection for the years 2024 thru 2026. I would just like to add that we have a great and varied group of board members that help and contribute to make my job as chair much easier, and our board meetings go smoothly.
Please outline your board/committee's upcoming year plans and goals.
We plan to continue to monitor the the operations of the Library. We will be working on a new Plan of Service (provincial requirement). We will continue to review and revise policies as needed.

Accomplishments
We will review and approve the Annual Report and Audited Financial Report to send to the Public Library Services Branch which are required to get our Provincial Funding.

Budget Request Information
Is your board/committee requesting a budgetary consideration from the Municipality for the upcoming year?
Yes
If yes, please record the amount requested here.
$156,102.00
Did the board/committee receive any grants from the municipality last year?
Yes
If so, how much did your board/committee receive?
$153,050.00

Program Information
Please upload any supporting information to illustrate your board/committee programs and activities and how they support your upcoming plans and goals. You may also include this as part of your presentation.

Financial
Please upload your most recent year-end financial statements
Attached
Please provide the budget for the year in which the funds are being requested
Attached
Please indicate any funding requested or received from other levels of government and other agencies, and the status of each application if any.
The following items have all been requested and received. * Canada Summer Jobs $2100

Financial
* CNP Ag Society $433 * FCSS (Youth Week) $200 * Friends of the Library $3000 (furniture and equipment purchased for the Library)

Municipality of Crowsnest Pass Library
3 Year Budget Projection

	2024 Budget	2025 Budget	2026 Budget
Income			
Funding			
4000 · Municipality	156,102.00	161,952.00	167,802.00
4010 · Province of Alberta	40,298.00	40,298.00	40,298.00
Total Funding	196,400.00	202,250.00	208,100.00
Operations			
4100 · Book Sale/Donations	800.00	850.00	900.00
4130 · Facility Use	150.00	200.00	250.00
4140 · Print & Photcopy	2,500.00	2,500.00	2,500.00
4150 · Fines	200.00	200.00	200.00
4500 · Interest Income	1,500.00	1,500.00	1,500.00
Total Operations	5,150.00	5,250.00	5,350.00
Total Income	201,550.00	207,500.00	213,450.00
Gross Profit	201,550.00	207,500.00	213,450.00
Expense			
5050 · Board Expenses	50.00	50.00	50.00
5200 · Furniture & Equipment	400.00	400.00	400.00
5300 · Bank Charges	50.00	50.00	50.00
5460 · Janitorial/Cleaning	3,400.00	3,600.00	3,800.00
5500 · Computers	1,600.00	1,700.00	1,800.00
5530 · Office Supplies	3,400.00	3,450.00	3,500.00
5610 · Bldg/Yard Repair&Maint.	8,000.00	8,500.00	9,000.00
5650 · Prof.l Assoc. Member	50.00	50.00	50.00
5655 · Regional Library	21,000.00	21,000.00	21,000.00
5660 · Professional Develop	1,500.00	1,500.00	1,500.00
5670 · Program Expenses	950.00	1,000.00	1,050.00
5700 · Library Wages	136,000.00	139,000.00	142,000.00
5760 · Security System	1,350.00	1,400.00	1,450.00
5800 · Telephone	800.00	800.00	800.00
5850 · Utilities	23,000.00	25,000.00	27,000.00
Total Expense	201,550.00	207,500.00	213,450.00
Net Income	**0.00**	**0.00**	**0.00**

Municipality of Crowsnest Pass Library
Profit & Loss Budget vs. Actual
January through September 2023

	Jan - Sept 23	2023 Budget	notes
Income			
Funding			
4000 · Municipality	153,050.00	153,050.00	
4010 · Province of Alberta	40,298.00	31,907.00	new increase
Total Funding	193,348.00	184,957.00	
Operations			
4100 · Book Sales	449.65	700.00	
4120 · Donations (made to Library)	807.69	0.00	
4130 · Facility Use	390.00	100.00	
4140 · Print & Photcopy	1,723.56	2,500.00	
4150 · Fines	228.34	200.00	
4500 · Interest Income	2,150.03	500.00	higher rates
Total Operations	5,749.27	4,000.00	
Total Income	199,097.27	188,957.00	
Gross Profit	199,097.27	188,957.00	
Expense			
5050 · Board Expenses	0.00	50.00	
5200 · Furniture & Equipment	399.71	400.00	
5300 · Bank Charges	12.00	100.00	
5460 · Janitorial/Cleaning	2,079.00	3,200.00	
5500 · Computers	2,492.65	1,500.00	new monitors
5530 · Office Supplies	2,995.21	3,369.00	
5610 · Bldg. / Yard Repairs & Maint.	6,029.86	7,500.00	$433 AG Society
5650 · Professional Assoc. Memberships	38.10	350.00	
5655 · Regional Library Membership	20,216.92	19,238.00	
5660 · Professional Develop. Expense	1,098.10	800.00	First Aid added
5670 · Program Expenses	478.69	900.00	
5700 · Library Wages (18/26)	91,633.98	132,000.00	$2100 CSJ grant
5760 · Security System	0.00	1,300.00	
5800 · Telephone	476.35	1,250.00	
5850 · Utilities	8,968.32	17,000.00	
Total Expense	136,918.89	188,957.00	
Net Income	**62,178.38**	**0.00**	
Current Assets			
1100 · GICoperations	*50,000.00*		
1000 · Royal Bank - Chequing	*27,250.00*		
Total Current Assets	*77,250.00*		

Crowsnest Community Library

Plan of Service

2019-2024

Crowsnest Pass Municipal Library

Plan of Service

2019-2024

as approved by

The Municipality of Crowsnest Pass Library Board

Vision

Crowsnest Pass Municipal Library will be a highly valued, welcoming and well used community gathering place which citizens use in their pursuit of lifelong learning, personal enrichment, and social engagement experiences.

Mission

Crowsnest Pass Municipal Library Board, Staff, and Volunteers enrich, inform and engage the public by providing a variety of resources, services and programs which meet the informational, educational and recreational needs of the community.

Service Response:

Create Young Readers: Early Literacy

Target audience:

Children birth to five years old,
Parents, Grandparents and Caregivers of children birth to five years old

Benefit:

Children will enter school ready to read, write, and listen. Caregivers of preschool aged children will feel empowered in their role as their children's first and most important teacher.

Goal:

Children from birth to age five will have programs and services designed to ensure that they will enter school ready to learn to read, write and listen.

Parents, Grandparents and Caregivers of children birth to five years will have programs and services designed to increase confidence in the ability that their children enter school ready to learn to read, write and listen.

Objectives:

- Each Year there will be a 10% increase in the number of children aged birth to five attending library programs.
- Each year there will be at least a 15% increase in the circulation of children's materials.
- Each year the library will provide a minimum of 2 family oriented special events.
- At least 80% of parents, grandparents and caregivers of preschool aged children report on a survey that they are satisfied with the library resources and programs offered to their children.
- At least 90% of parents, grandparents and caregivers of preschool aged children report on a survey that library resources and programs have added to their understanding of the importance of engaging in a wide variety of literacy activities with their children.

Service Response:

Visit a Comfortable Place: Physical and Virtual Spaces

Target audience:

Everyone

Benefit:

Everyone will have safe and welcoming physical places to meet and interact with others or to sit quietly and read, and will have open accessible virtual spaces that support networking.

Goal:

Everyone will view the Crowsnest Community Library as a safe and welcoming physical place to meet and interact with others or to sit quietly and read. Everyone will see that the Library also offers open accessible virtual spaces that support networking.

Objectives:

- Update computer desk and flooring in the computer zone
- Increase Library ease-of-access by installing accessibility features
- Provide an environment that allows for special needs learning opportunities
- Each year at least 90% of survey respondents find the library to be a safe and welcoming physical space where they can meet with friends and colleagues or sit quietly to read.

Service Response:

Express Creativity: Create and Share Content

Target audience:

Everyone

Benefit:

Everyone will have the services and support they need to express themselves by creating original print, video, audio or visual content in a real-world or online environment.

Goal:

The Crowsnest Pass Municipal Library will provide the services and support to promote creativity.

Objectives:

- Provide Library space for music, theatre, video creativity in collaboration with community talent and experts in these areas
- Purchase technical equipment that fosters creativity i.e. 3D printer
- Enhance children's creativity programing by introducing different play alternatives, i.e. Loose Parts Play

Service Response:

Make Career Choices: Job and Career Development

Target audience:

Adults and Teens

Benefit:

Adults and teens will have the skills and resources they need to identify career opportunities that suit their individual strengths and interests.

Goal:

Resources will be provided to assist in researching career opportunities.

Objectives:

- Ensure that resources for career development are included in the Library inventory
- Promote the no-cost learning opportunities available through the Library, i.e. GALE courses, in the Community Library Monthly Newsletter and other available electronic and print media
- Partner with Adult Education promoting course content and life-long learning
- Provide a welcoming learning environment for individuals and groups by reaching out to local tutors

Crowsnest Pass Municipal Library

Annual Report 2022

The library had **2,405** open hours in 2022!

974 members used a card from our library

16,150 people walked through our doors last year

In addition to **28,421** website visits

The library added **1,459** new items last year

Bringing the total collection to **17,595**

There were **4,911** downloads of e-Content

Contributing to a total of **46,737** checkouts!

We lent our items to libraries outside of our system **8,267** times

And brought in **7,388** items upon patron request

Our services are delivered by **3** dedicated staff

And some amazing volunteers

We answered **5,550** reference questions

And our meeting spaces were booked **52** times

The library has **5** public computers

They were used **1870** times!

We offered **82** programs

Children's programs and

Multi-generational programs

1,959 people attended in total!

And our Wi-Fi had **3,232** connections!

2024 Category 1 & 2 Funding Requests

General Operating Grant	Description	2023 Funding Received	2024 Request	Difference	%	2.0% Increase	Admin Recommendation	Note	Council Recommendation
Stars Air Ambulance	Annual Donation	$ 7,000.00	$ 7,000.00	$ -	0%	$ 7,140.00	$ 7,000.00		$ -
Crowsnest Pass Health Foundation	Annual Donation	$ -	$ 5,000.00	$ 5,000.00		$ -	$ 5,000.00		$ -
Crowsnest Pass Library	Operational Expenses	$ 153,050.00	$ 156,102.00	$ 3,052.00	2%	$ 156,111.00	$ 156,102.00		$ -
Regional Airport	Operational Expenses	$ -	$ -	$ -		$ -	$ -	1	$ -
CNP Seniors Housing	Operational Expenses	$ 440,929.00	$ 362,500.00	-$ 78,429.00	-18%	$ 449,747.58	$ 362,500.00		$ -
CNP Senior Housing	Requisition	$ -	$ -	$ -	0%	$ -	$ -		$ -
TOTAL REQUESTED		**$ 600,979.00**	**$ 530,602.00**	**-$ 70,377.00**		**$ 612,998.58**	**$ 530,602.00**		**$ -**

Category 1 Operating Grants	Description	2023 Funding Received	2024 Request	Difference	%	2.0% Increase	Admin Recommendation	Note	Council Recommendation
Crow Snow Riders Association	Operational Expenses	$ 15,500.00	$ 17,500.00	$ 2,000.00	13%	$ 15,810.00	$ 17,500.00		$ -
Crowsnest Pass Allied Arts Association	Operational Expenses	$ 25,000.00	$ 25,000.00	$ -	0%	$ 25,500.00	$ 26,000.00		$ -
Crowsnest Museum & Archives (Crowsnest Historical Society)	Operational Expenses	$ 25,000.00	$ 25,000.00	$ -	0%	$ 25,500.00	$ 26,000.00		$ -
Bellevue Underground Mine (Crowsnest Pass Ecomuseum Trust Society)	Operational Expenses	$ 25,000.00	$ 25,000.00	$ -	0%	$ 25,500.00	$ 26,000.00		$ -
Nordic Ski Club	Operational Expenses	$ 43,520.00	$ 49,590.00	$ 6,070.00	14%	$ 44,390.40	$ 49,590.00		$ -
Blairmore Lions Club (potential Insurance)	Operational Expenses	$ 3,000.00	$ 3,000.00	$ -	0%	$ 3,060.00	$ 3,000.00	2	$ -
Crowsnest Pass Quad Squad	Operational Expenses	$ 4,000.00	$ 4,000.00	$ -	0%	$ 4,080.00	$ 4,000.00		$ -
Crowsnest Pass Chamber of Commerce	Operational Expenses	$ 75,000.00	$ -	-$ 75,000.00		$ 76,500.00	$ -		$ -
Crowsnest Cultural and Recreation Society (CANDO) Roxy	Operational Expenses	$ -	$ 7,800.00	$ 7,800.00		$ -	$ 13,800.00	3	$ -
Crowsnest Cultural and Recreation Society (CANDO) Roxy	Capital Expenses	$ -	$ 125,000.00	$ 125,000.00		$ -	$ -		$ -
Southwest Alberta Regional Search & Rescue Society	Operational Expenses	$ -	$ 11,127.50	$ 11,127.50		$ -	$ 11,127.50		$ -
TOTAL REQUESTED		**$ 216,020.00**	**$ 293,017.50**	**$ 76,997.50**		**$ 220,340.40**	**$ 177,017.50**		**$ -**

Category 2 Event Grants	Event	2023 Funding Received	2024 Request	Difference	%	2.0% Increase	Admin Recommendation	Note	Council Recommendation
CNP Chamber of Commerce Association	Best of Crowsnest Gala	$ -	$ 10,000.00	$ 10,000.00	0%	$ -	$ 6,000.00		$ -
CNP Chamber of Commerce Association	Member Appreciation Night		$ 2,000.00	$ 2,000.00	0%	$ -	$ -		$ -
CNP Chamber of Commerce Association	Christmas in the Mountains		$ 5,000.00	$ 5,000.00	0%	$ -	$ 5,000.00		$ -
CNP Chamber of Commerce Association	Crowfest		$ 15,000.00	$ 15,000.00	0%	$ -	$ 15,000.00		$ -
Kananaskis Rodeo Association	Kananaskis Pro Rodeo	$ 27,600.00	$ 28,000.00	$ 400.00	1%	$ 28,152.00	$ 28,000.00		$ -
Coleman Community Society	Various events	$ 6,500.00	$ 7,000.00	$ 500.00	8%	$ 6,630.00	$ 7,000.00		$ -
Crowsnest Economic Development	Crowsnest Pass Doors Open & Heritage Festival 2023	$ 6,000.00	$ 6,000.00	$ -	0%	$ 6,120.00	$ 6,000.00		$ -
Crowsnest Consolidated High School	2023 Graduation Ceremonies	$ 4,000.00	$ 4,000.00	$ -	0%	$ 4,080.00	$ 4,000.00	4	$ -
Bellecrest Community Association	Bellecrest Days 2024, Lights Festival, Canada Day	$ 6,500.00	$ 20,000.00	$ 13,500.00	208%	$ 6,630.00	$ 7,000.00		$ -
CNP 40	Amazing Race	$ 7,000.00	$ 7,000.00	$ -	0%	$ 7,140.00	$ 7,000.00		$ -
Crowsnest Pass Agricultural Society	Pole & Spur 2023	$ 1,000.00	$ 2,000.00	$ 1,000.00	100%	$ 1,020.00	$ 2,000.00		$ -
Crowsnest Pass Music Festival Assoc	Music Fastival Final Concert	$ 800.00	$ -	-$ 800.00			$ -		$ -
Sole Survivor Trail Race	Sole Survivor Trail Race		$ 2,000.00				$ 2,000.00		$ -
Turtle Mountain Riding Club	Year end Banquet		$ 3,000.00				$ -		$ -
Crowsnest Pass Skating Club	Skating Carnival	$ 500.00	$ -	-$ 500.00			$ -		$ -
TOTAL REQUESTED		**$ 59,900.00**	**$ 111,000.00**	**$ 51,100.00**		**$ 61,098.00**	**$ 89,000.00**		**$ -**

TOTAL GRANT REQUESTS		**$ 876,899.00**	**$ 934,619.50**	**$ 57,720.50**		**$ 894,436.98**	**$ 796,619.50**	**$ -**	**$ -**

NOTES:

1 Transfer to Reserve to hold pending advancement of the regional airport committee.
2 Transfer to Reserve for future expendiitures (To cover insrance if Municpal Coverage is denied (ANI) Additional Named Insured)
3 Crowsnest Culture and Recreastion Society received funds in the amount of $22,000 outside of the 2023 Budget process.
4 No application received for 2024 place holder as email went to previous principal

AGENDA ITEM 4

2024 GENERAL OPERATING GRANTS

2024 Category 2 Grant Funding Application

Organization Information	
Name of Organization	Crowsnest Pass Health Foundation
Organization Website	www.cnphealth.ca
Is the Organization a registered charity or not-for-profit organization?	Yes

Purpose
Purpose of Organization
The Crowsnest Pass Health Foundation endeavors to support a client-focused, quality health system that is accessible and sustainable to the Crowsnest Pass and surrounding areas. Together, through collaboration with donors who make investments in healthcare, we will strive to advance patient care and the wellness of our community.

Additional Information	
Has the organization previously applied for a grant from the Municipality of Crowsnest Pass?	Yes
Has the organization applied for grant funds from sources other than the Municipality of Crowsnest Pass?	No
If you applied for and were denied funding from other sources, please list them here.	
If you applied for and were granted funding from other sources, please list them here.	
Have you performed any other fundraising projects? If yes; what and how much was raised?	

Additional Information
Annual golf tournaments raise approximately $20-30,000. Annual mail out brochures raise approximately $10-15,000.

Previous Municipal Grant History
List the last two grants your organization has received from the Municipality of Crowsnest Pass:
$5,000 = 2022 - to help purchase equipment used at the Crowsnest Pass Health Centre
Have you provided the Municipality of Crowsnest Pass with a formal completion report for grant funds received?
Yes
If not, why has the report not been filed?

Category 2 & 3 Grant Request Information
Name of Event
Crowsnest Pass Health Foundation Golf Tournament
Activity Type
Hosting a Charitable Event or Community Event/Celebration
If you chose "Other" above, please explain the event activity here.
When will this event/activity take place?
9/5/2024
Total Amount Requested
5000
Please provide a report outlining the event or activity.
The MCNP was kind enough to use an annual grant to give us $5,000. These funds help purchase necessary equipment for our patients. We hold an annual golf tournament as well where we acknowledge corporate sponsors with banners, signs, golf pamphlet and thank you ads. The golf

Category 2 & 3 Grant Request Information
tournament is attended by approximately 150 people.

Financial
Please upload your most recent financial statement
Attached
Please upload your current year financials and next year's operating budget.
Attached
Supporting information (if needed)
Attached
If you are a recipient of a community grant from the Municipality of Crowsnest Pass, do you verify that you will file the required report within 30 days of grant expenditure?
Yes

CROWSNEST PASS HEALTH FOUNDATION
Statement of Financial Position
As at March 31, 2023
(Unaudited)

	2023 $	2022 $
ASSETS		
Current		
Cash and cash equivalents	703,704	628,711
Accounts receivable and accrued interest	3,287	3,849
	706,991	632,560
Non-Current		
Non-current cash and investments	160,890	160,890
TOTAL ASSETS	867,881	793,450
LIABILITIES AND FUND BALANCES		
Current		
Fund Balances		
General fund	542,241	475,836
Restricted fund	164,750	156,724
Endowment fund	160,890	160,890
	867,881	793,450
TOTAL LIABILITIES AND FUND BALANCES	867,881	793,450

Approved by the Board:

_____
Trustee

_____
Trustee

AGENDA ITEM 5

2024 CATEGORY 1 GRANT APPLICATIONS

2024 Category 1 Grant Funding Application

Organization Information	
Name of Organization	Crow Snow Riders Association
Organization Website	www.crowsnowriders.ca
Is the Organization a registered charity or not-for-profit organization?	Yes

Purpose
Purpose of Organization
The Crow Snow Riders Association was established in 1991 with the goal to increase tourism by establishing the Crowsnest Pass area as a renowned snowmobiling destination. We host 2 annual events every year. Our first event is our very popular snowmobile poker run, this year we seen over 300 participants and they travelled from as far as Australia, Ontario, western Canada and even the USA. Our second event is our Family Ride, this ride is focused on youth riders. This year we had 100 participants at our Family Ride, with the youngest being 1 years old!

Additional Information	
Has the organization previously applied for a grant from the Municipality of Crowsnest Pass?	Yes
Has the organization applied for grant funds from sources other than the Municipality of Crowsnest Pass?	Yes
If you applied for and were denied funding from other sources, please list them here.	
If you applied for and were granted funding from other sources, please list them here.	
The Alberta Snowmobile Association held a grant application to distribute funds from the province of Alberta. $19, 620.00 was received.	

Additional Information
Have you performed any other fundraising projects? If yes; what and how much was raised?
We host an annual snowmobile poker run which draws in an increasingly large crowd, however, it doesn't create a lot of direct profit for us $9,977.50 before all of our expenses are paid. Our goal is drawing more people to the area for family fun. We were able to donate $2,000.00 to Avalanche Canada South Rockies Team, to help keep all back country users safe and informed on avalanche conditions. We also host an annual Family Ride in March. This event is getting larger every year and it is geared towards young families, however, it also doesn't create a lot of direct profit for us $3,375.00 before all of our expenses are paid.

Previous Municipal Grant History
List the last two grants your organization has received from the Municipality of Crowsnest Pass:
2023 - $15,500.00 2022 - $15,500.00
Have you provided the Municipality of Crowsnest Pass with a formal completion report for grant funds received?
No
If not, why has the report not been filed?
We will be using the remainder of the grant funds this fall. A grant funding report will be submitted to the Municipality in December once we have used all of the funds.

Category 1 Grant Request Information
Which grant category is your organization applying for in this application?
Category 1
Total Amount Requested
17500
Is the amount requested for operating or capital expenditures?
Operating
Please provide a full description of the project.

Category 1 Grant Request Information
Requesting funds to cover the cost of day to day operations like, insurance, maintenance & repairs to our groomer's and truck, shelter's, and grooming snowmobile trails. Grooming the trails requires funds for fuel, maintenance, insurance, labour to operate the groomer and drag.
If your request includes capital allocations, what is the estimated completion date of the project.
Did you get quotes for the proposed capital project?
No
Quotes for Project

Financial
Please upload your most recent financial statement
Attached
Please upload your current year financials and next year's operating budget.
Attached
Supporting information (if needed)
Attached
If you are a recipient of a community grant from the Municipality of Crowsnest Pass, do you verify that you will file the required report within 30 days of grant expenditure?
Yes

Crow Snow Riders Association
STATEMENT OF FINANCIAL POSITION
As At March 31, 2023

	2023	2022
ASSETS		
Current assets		
Cash	$ 145,448	$ 84,449
Accounts receivable	1,225	31,032
Inventory	2,460	2,460
	149,133	117,941
Long-term investments	117,439	117,439
Plant and equipment (Note 2)	25,159	29,251
	$ 291,731	$ 264,631
LIABILITIES AND NET ASSETS		
Current liabilities		
Accounts payable and accrued liabilities	9,276	9,198
	9,276	9,198
Net Assets, end of year	282,455	255,433
	$ 291,731	$ 264,631

APPROVED ON BEHALF OF THE BOARD:

Director

Director

Samantha Buckle, Treasurer
08-15-2023

Denné Ahlefeld, CPA, CGA

Crow Snow Riders Association
STATEMENT OF OPERATIONS AND NET ASSETS
For the Year Ended March 31, 2023

	2023	2022
Revenue		
Casino Revenue	$ -	$ 35,885
Donations	980	935
Events	15,985	7,392
Fundraising	-	1,033
Interest Revenue	888	216
Grant Revenue	45,930	15,500
Memberships & Dues	1,880	15,655
Other Revenue	43	635
Trail Passes	8,410	4,452
	74,116	81,703
Expenses		
Advertising & Promotion	11	130
Amortization	4,592	8,275
Bank Charges & Interest	41	102
Business Licenses, Dues & Fees	2,200	3,525
Casino Expenses	-	3,825
Donations	2,342	2,441
Event Expenses	7,524	4,771
Fuel Costs	-	2,983
Insurance	3,245	2,628
Office Expenses	859	-
Professional Fees	1,075	1,098
Repairs & Maintenance - Shelters	513	1,239
Repairs & Maintenance - Groomers	13,363	30,173
Repairs & Maintenance - Roads	-	2,174
Subcontracts	11,329	23,040
	47,094	86,404
Increase (deficit) from operations	27,022	(4,701)
Net Assets, beginning of year	255,433	260,134
Net Assets, end of year	$ 282,455	$ 255,433

Denné Ahlefeld, CPA, CGA

The Association was incorporated under the laws of the Province of Alberta on July 26, 1991.

1. BASIS OF ACCOUNTING

The basis of accounting applied in the preparation of the financial information is on the historical cost base, reflecting cash transactions with the addition of the following:
- Accounts receivable less allowance for doubtful accounts;
- Inventory accounted for on the cost basis;
- Investments recorded at cost;
- Property, plant and equipment recorded at historical cost and amortized on a systematic basis (see Note 2); and
- Accounts payable and accrued liabilities.

2. PLANT AND EQUIPMENT

				2023	2022
	% Rate	Cost	Accumulated Amortization	Net Book Value	Net Book Value
Building	4%	$ 18,266	$ 7,693	$ 10,573	$ 11,013
Machinery & Equipment	20%	$ 34,233	$ 19,673	$ 14,560	$ 18,200
Automotive Equipment	30%	$ 10,000	$ 9,974	$ 26	$ 38
		$ 62,499	$ 37,340	$ 25,159	$ 29,251

Denné Ahlefeld, CPA, CGA

2024 Category 1 Grant Funding Application

Organization Information	
Name of Organization	Crowsnest Pass Allied Arts Association
Organization Website	http://www.crowsnestpasspublicartgallery.com
Is the Organization a registered charity or not-for-profit organization?	Yes

Purpose
Purpose of Organization
CNP Allied Arts owns and operates Crowsnest Pass Public Art Gallery for the educational benefit of the community and the general public. It facilitates the promotion and advancement of education in the arts for all. Category 1 Operational Funding request, roughly makes up quarter of The Gallery's operational budget. This yearly, Municipal support (in place for over 30 years) is integral to our operations. We provide a unique service in our community, enriching the cultural experience of everyone. The Gallery welcomes over 5000 visitors a year, and is open to all, February - December. Should the Grant be denied, we would not be able to offer all of our current programming, expected in our community.

Additional Information	
Has the organization previously applied for a grant from the Municipality of Crowsnest Pass?	Yes
Has the organization applied for grant funds from sources other than the Municipality of Crowsnest Pass?	Yes
If you applied for and were denied funding from other sources, please list them here.	
Canada Summer Jobs grant was denied in 2023.	
If you applied for and were granted funding from other sources, please list them here.	
Tri-annual AFA formula funding is in place, just over $25,000 each year.	

Additional Information
Have you performed any other fundraising projects? If yes; what and how much was raised?
$44, 306.58 - Fundraising events (this includes casino event - $33,938.84) $21,330.28 - Gift Store Sales $5,865.00 - Exhibit Sales

Previous Municipal Grant History
List the last two grants your organization has received from the Municipality of Crowsnest Pass:
$23,500 - 2022 - Category 1 $25,000 - 2023 - Category 1
Have you provided the Municipality of Crowsnest Pass with a formal completion report for grant funds received?
Yes
If not, why has the report not been filed?

Category 1 Grant Request Information
Which grant category is your organization applying for in this application?
Category 1
Total Amount Requested
25000
Is the amount requested for operating or capital expenditures?
Operating
Please provide a full description of the project.
n/a
If your request includes capital allocations, what is the estimated completion date of the project.
Did you get quotes for the proposed capital project?

Category 1 Grant Request Information
No
Quotes for Project

Financial
Please upload your most recent financial statement
Attached
Please upload your current year financials and next year's operating budget.
Attached
Supporting information (if needed)
Attached
If you are a recipient of a community grant from the Municipality of Crowsnest Pass, do you verify that you will file the required report within 30 days of grant expenditure?
Yes

CROWSNEST PASS ALLIED ARTS ASSOCIATION
PROPOSED BUDGET 2024

RECEIPTS			
Arts Education		$	5,500
Donations to the gallery			1,000
Fundraising	(fundraising events)		8,000
Gift Store/Exhibit	Sales		18,000
Grants	Municipal		25,000
	Alberta Foundation for the Arts Public Gallery Gran		25,300
	Canada Summer Jobs		4,000
Casino			-
Interest			800
Rebates (GST)			600
Membership dues			1,100
		$	89,300
DISBURSEMENTS			
Advertising		$	3,200
Arts Education Expense	(instructors, materials)	$	6,500
Building repair & maintenance	(inc. Snow removal)		4,000
Equipment lease	(alarm/xerox)		1,000
Equipment purchase			200
Exhibitions	(CARFAC fees, sales, shipping)		7,600
Fundraising Expense			4,500
Gift Store Expense			11,000
Insurance	(AMSC)		3,700
GST paid			800
Office supplies/postage	(includes xerox printing)		1,400
Salaries/benefits (full, temporary-summer)			40,000
Bank Charges	(servus,square)		400
Telephone	(includes internet)		1,300
Utilities	(gas, electricity,municipal, garbage)		6,500
Workers Compensation			200
		$	92,300
EXCESS RECEIPTS OVER DISBURSEMENTS		**-$**	**3,000**

CROWSNEST PASS ALLIED ARTS ASSOCIATION

YEAR END FINANCIAL STATEMENTS

DECEMBER 31, 2022

CROWSNEST PASS ALLIED ARTS ASSOCIATION

STATEMENTS OF RECEIPTS AND DISBURSEMENTS
DECEMEBER 31, 2022

RECEIPTS	
Arts Education	$ 6,130.00
Donations to the gallery	2,235.00
Fundraising Events	10,367.74
Community Generated Revenue (Note 3)	27,195.28
Casino	33,938.84
Membership	670.00
Grants (Note 1)	52,625.23
Interest	718.03
Rebates	431.15
	$ 134,311.27
DISBURSEMENTS	
Advertising	$ 5,418.75
Bank charges	767.80
Building repair/maintenance/supplies	1,969.52
Equipment lease	746.12
Equipment purchase	2,257.72
Gallery (Note 2)	36,009.05
Insurance	3,071.14
GST paid	1,025.35
Office supplies/postage	1,469.36
Fundraising expense	6,722.12
Salaries/benefits (full, temporary, casual)	40,034.84
Telephone	1,280.18
Utilities	7,938.86
Workers Compensation	200.00
	$ 108,910.81
EXCESS RECEIPTS/DISBURSEMENT	**$ 25,400.46**

CROWSNEST PASS ALLIED ARTS ASSOCIATION

BALANCE SHEET DECEMBER 31, 2022

CURRENT ASSETS		
Cash – GIC	$	20,110.00
Cash - general account	$	2,972.19
Cash - casino account		937.94
Cash - net savings account		43,062.54
Cash – casino savings		29,565.20
Cash – reserved funds		10,814.40
	$	**107,462.27**

EQUITY & LIABILITIES

EQUITY		
Balance, beginning of year	$	62,061.81
Net Income	$	25,400.46
LIABILITY		
Liability		20,000.00
Balance, end of year	**$**	**107,462.27**

CROWSNEST PASS ALLIED ARTS ASSOCIATION

NOTES TO FINANCIAL STATEMENTS
DECEMBER 31, 2022

1. Grants

Alberta Foundation for the Arts	$ 25,298.23
Human Resourses Canada Summer Jobs	3,827.00
Municipality of Crowsnest Pass	23,500.00
Total Grants	**$ 52,625.23**

2. Gallery

Exhibitions	$ 10,177.50
Instructors	5,616.50
Promo/Gift Store Remuneration	17,076.28
Supplies	1,847.68
Shipping	1,291.09
Total Gallery	**$ 36,009.05**

3. Community Generated Revenue

Exhibit Sales	$ 5,865.00
Gift Store Sales	21,330.28
Total Revenue	**$ 27,195.28**

We have examined the statements of receipts and disbursements of Crowsnest Pass Allied Arts Association for the fiscal period ending December 31, 2022.

In our opinion these financial statements accurately represent the financial position of the Association as of December 31, 2022 and the result of its operations for the year ended, in accordance with generally accepted accounting principals.

Sandy Kizan Date Jan 18/23
Auditor – signature

Sandy Kizan
Print Name

Date Jan 18/23
Auditor – signature

DAVID ROTHWELL
Print Name

Date Jan 23/23
Treasurer – signature

CHANTELLE BOWIE
Print Name

CROWSNEST PASS ALLIED ARTS ASSOCIATION
ACTUAL BUDGET 2023

RECEIPTS			
Arts Education			$ 5,500
Donations to the gallery			2,500
Fundraising	(events)		11,000
Gift Shop/Exhibit	Sales		22,000
Grants	Municipal		23,500
	Alberta Foundation for the Arts Public Gallery Grant		25,300
	Canada Summer Jobs		4,000
Casino			-
Interest			800
Rebates (GST)			650
Membership dues			850
			$ 96,100
DISBURSEMENTS			
Advertising			$ 4,700
Arts Education Expense	(instructors, materials)		$ 5,200
Building repair & maintenance			2,600
Equipment lease	(alarm/xerox)		1,000
Equipment purchase			700
Exhibitions	(CARFAC fees, sales, shipping, materials)		9,350
Fundraising Expense			6,300
Gift Store Expense			11,000
Insurance	(AMSC)		3,450
GST paid			900
Office supplies/postage	(includes xerox printing)		1,500
Salaries/benefits (full, temporary-summer)			40,000
Bank Charges	(servus, square)		900
Telephone	(includes internet)		1,250
Utilities	(gas, electricity,municipal, garbage,snow rem.)		8,000
Workers Compensation			200
			$ 97,050
EXCESS RECEIPTS OVER DISBURSEMENTS			**-$ 950**

CNP ALLIED ARTS ASSOCIATION FINANCIAL STATEMENT August 2023 – Budget v. Actuals

Receipts		**August**	**Budget**	**Year to date**	
Grants	Human Resources: Canada Summer Jobs		4,000		0.00%
	AFA Public Galleries		25,300	$25,298.23	99.99%
	Municipal		23,500	$25,000.00	106.38%
			52,800	**$50,298.23**	**95.26%**
Art Education		$2,695.00	5,500	$5,960.00	108.36%
Bank Interests			800	$930.16	116.27%
Donations			2,500	$509.08	20.36%
Fundraising (movies,events,concerts)		$158.00	11,000	$5,875.00	53.41%
Casino			0		
Giftstore Sales		$2,851.29	18,500	$9,296.65	50.25%
Exhibit Sales			3,500	$1,850.00	52.86%
Membership		$60.00	850	$770.00	90.59%
Rebates			650	$267.87	41.21%
	Total Receipts	**$5,764.29**	**96,100**	**$75,756.99**	**78.83%**
Expenses					
Advertising		$663.00	4,700	$2,645.10	56.28%
Bank charges			400	$31.45	7.86%
Square Charges		$64.63	500	$234.98	47.00%
Building - repairs, supplies, maint. Janitorial		$109.57	2,600	$4,226.55	162.56%
Fundraising Expenses(events,movies,concerts)		$203.81	6,300	$3,806.55	60.42%
Gallery	Art Ed. Instructors	$1,340.00	5,200	$6,470.00	124.42%
	Exhibit Fees	$1,250.00	5,500	$3,750.00	68.18%
	Exhibit Sales		2,100	$1,274.25	60.68%
	Promo/giftstore	$424.90	11,000	$8,703.01	79.12%
	Supplies		1,150	$1,103.60	95.97%
	Shipping		600	$544.63	90.77%
GST Paid		$66.81	900	$786.24	87.36%
Insurance			3,450	$3,456.00	100.17%
Workers Compensation			200	$200.00	100.00%
Office Supplies/postage			600	$351.78	58.63%
Xerox Printing		$43.58	900	$844.59	93.84%
Office Equipment Lease(xerox/alarm)		$49.00	1,000	$746.24	74.62%
Equipment Purchase			700	$129.99	18.57%
Salaries/Benefits	(1full, 1 casual, 1student)	$6,273.50	40,000	$28,291.53	70.73%
Telephone/Cable		$128.95	1,250	$1,022.04	81.76%
Utilities (gas,electricity,municipal,garbage,snow rem.)		$414.20	8,000	$4,633.86	57.92%
	Total Expenses	**$11,031.95**	**97,050**	**$73,252.39**	**75.48%**
	General Account	$4,156.41			
	General Account Net Savings	$72,722.14			
	Casino Account	$272.45			
	Casino Net Savings	$7,537.05			
	Cash Reserve	$10,913.11			
	RRRF Loan in GIC	$20,110.00			
	Total Accounts	$115,711.16			

2024 Category 1 Grant Funding Application

Organization Information	
Name of Organization	Crowsnest Historical Society
Organization Website	www.crowsnestmuseum.ca
Is the Organization a registered charity or not-for-profit organization?	Yes

Purpose
Purpose of Organization
Through its collection, the Crowsnest Historical Society and Crowsnest Museum & Archives protects, preserves, and portrays the cultural heritage of Crowsnest Pass and its people to ensure the knowledge of the past enriches the lives of present and future generations.

Additional Information	
Has the organization previously applied for a grant from the Municipality of Crowsnest Pass?	Yes
Has the organization applied for grant funds from sources other than the Municipality of Crowsnest Pass?	Yes
If you applied for and were denied funding from other sources, please list them here.	
If you applied for and were granted funding from other sources, please list them here.	
The Museum receives support from the Federal Government thought the Canadian Museums Association, Canada Summer Jobs and Young Canada Works, along with other project grants as they come up. The Provincial Government contributes to the Museum through the Alberta Museums Association when available. The Museum also applies for project funding from the Lethbridge and Southwest Alberta Community Foundation when available.	

Additional Information
Have you performed any other fundraising projects? If yes; what and how much was raised?
Each year the Crowsnest Museum carries out the Harvest of Memories fundraiser in September. Over the past years that event raises between $25,000 and $30,000 for the operations of the Museum.

Previous Municipal Grant History
List the last two grants your organization has received from the Municipality of Crowsnest Pass:
2022 - $23,500 2023 - $25,000
Have you provided the Municipality of Crowsnest Pass with a formal completion report for grant funds received?
Yes
If not, why has the report not been filed?

Category 1 Grant Request Information
Which grant category is your organization applying for in this application?
Category 1
Total Amount Requested
25000
Is the amount requested for operating or capital expenditures?
Operating
Please provide a full description of the project.
This Category 1 Grant application is requesting funds to support the annual operation of the Crowsnest Museum. These funds help cover the costs of utilities, insurance, and maintenance to keep the Museum operating. The Cat 1 funds are only used at the Museum on operational needs. The funds also contribute towards the regular school programming. The Municipal funds help provide programming materials and opportunities to our local schools. We are very grateful and reliant on the support from the Municipality. Our overhead costs (insurance, utilities, maintenance) have sharply increased over the past 5 years, and despite our efforts to grow our

Category 1 Grant Request Information
revenue streams, the costs are escalating at a very rapid pace.
If your request includes capital allocations, what is the estimated completion date of the project.
Did you get quotes for the proposed capital project?
No
Quotes for Project

Financial
Please upload your most recent financial statement
Attached
Please upload your current year financials and next year's operating budget.
Attached
Supporting information (if needed)
Attached
If you are a recipient of a community grant from the Municipality of Crowsnest Pass, do you verify that you will file the required report within 30 days of grant expenditure?
Yes

MUSEUM 2024

Revenues

Casino	$ 10,000
Donations	$ 10,000
Fundraising	$ 40,000
Programming	$ 2,000
Memberships	$ 1,000
Grants	$ 40,000
Admissions/Sales	$ 60,000
	$ 163,000

Expenses

Marketing	$ 7,000
Board Expenses	$ 500
Gift Shops	$ 9,000
Interest & Bank Charges	$ 2,500
Insurance (Board)	$ 400
IT (software)	$ 2,000
IT (hardware)	$ 2,000
Misc. Expenses	$ 2,000
Supplies (Office and Sites)	$ 4,000
Photocopier	$ 3,000
Professional Development	$ 1,000
Travel	$ 1,000
Service Fees	$ 2,000
Licences/Memberships	$ 600
Legal	$ 500
Volunteer Appreciation	$ 500
Safety	$ 1,250
Payroll	$ 75,000
Utilities	$ 18,000
Maintence	$ 6,000
Insurance	$ 6,000
Collection/Exhibit	$ 5,000
Programming Expenses	$ 2,000
Fundraising	$ 10,000
	$ 161,250

Crowsnest Historical Society

Profit and Loss

January - June, 2023

	TOTAL
INCOME	
Admissions	944.00
Casino Revenue	29,917.20
Donations	12,657.50
FSIC Contract	53,711.67
Fundraising	100.00
Goods & Services	8,076.32
Grants	58,680.51
Interest Income	244.79
Memberships	265.00
Total Income	**$164,596.99**
GROSS PROFIT	**$164,596.99**
EXPENSES	
Advertising/Promotional	900.00
CanDO - Roxy Donations	10,607.97
Collection / Archive Supplies	826.04
FSIC - reimbursement	11,616.22
FSIC Contract Expenses	560.00
HERITAGE CROWSNEST	
Heritage Crowsnest Contributions	35,000.00
Total HERITAGE CROWSNEST	**35,000.00**
Insurance	6,190.60
Interest & Bank Charges	452.08
License / Memberships	330.00
Misc Expenses	1,779.60
Office Supplies	
Postage	339.93
Total Office Supplies	**339.93**
Photocopier (Xerox)	2,770.57
Repair / Maintenance	3,998.66
Supplies	317.25
Travel	1,614.83
Utilities	15,110.38
ADT Security	524.58
Phone / Internet	1,448.00
Total Utilities	**17,082.96**
Total Expenses	**$94,386.71**
PROFIT	**$70,210.28**

Crowsnest Historical Society

Balance Sheet

As of June 30, 2023

	TOTAL
Assets	
Current Assets	
Cash and Cash Equivalent	
Casino Account - Community Plan #2	152.54
Community Plan #0 - Operating Account	73,951.12
Legends of Prohibition - Community Plan #3	823.58
Reserve Fund - High Yield Savings	10,830.06
SCOTIA - CASINO	37,849.63
SCOTIA - Operating	485.00
ScotiaBank Investment	13,294.77
Shares - Community Plan #4	246.03
Total Cash and Cash Equivalent	**$137,632.73**
Accounts Receivable (A/R)	
Accounts Receivable (A/R)	1,690.71
Total Accounts Receivable (A/R)	**$1,690.71**
GST Rebate	1,595.78
Total Current Assets	**$140,919.22**
Non-current Assets	
Property, plant and equipment	
Accumulated Amortization	-35,755.57
Collections	1.00
Computer	21,620.52
Fixtures & Equipment	13,634.05
Land	500.00
Total Property, plant and equipment	**$0.00**
Total Non Current Assets	**$0.00**
Total Assets	**$140,919.22**
Liabilities and Equity	
Liabilities	
Current Liabilities	
Accounts Payable (A/P)	
Accounts Payable (A/P)	861.53
Total Accounts Payable (A/P)	**$861.53**
GST/HST Payable	-566.63
Total Current Liabilities	**$294.90**
Non-current Liabilities	
CEBA Loan (Federal)	60,000.00
Deferred Revenue (restricted) AV	2,014.73
Deferred Revenue (restricted)Archives	1,177.18
Deferred Revenue - Casino Funds	38,002.17
Total Non-current Liabilities	**$101,194.08**
Total Liabilities	**$101,488.98**

Crowsnest Historical Society

Balance Sheet

As of June 30, 2023

	TOTAL
Equity	
Opening Balance Equity	160,366.80
Prior Year Adjustment	-3,548.51
Retained Earnings	-187,598.33
Profit for the year	70,210.28
Total Equity	**$39,430.24**
Total Liabilities and Equity	**$140,919.22**

CROWSNEST HISTORICAL SOCIETY 2022
Balance Sheet
As At December 31st 2022

	2022	2021
ASSETS		
Current Assets		
Cash on Hand	-	-
Operating Account	55,569	241,951
Casino Account	30,230	833
Ledgends of Prohibition Account	824	824
Credit Union Shares / Patronage	246	234
Reserve Fund	10,746	10,648
Scotiabank Investment	13,295	72,040
Total Cash & Bank Accounts	**110,910**	**326,530**
Accounts Receivable	10,469	
GST Rebate	1,596	
Total Receivable	**12,065**	
Total Current Assets	**122,975**	**326,530**
Capital Assets		
Computers	21,621	21,621
Fixtures & Equipment	13,634	13,634
Land	500	500
Collections	1	1
Accumulated Amortization	- 35,756	- 35,756
Total Capital Assets		-
TOTAL ASSETS	**122,975**	**326,530**

Approved By The Audit Committee

Sacha Andersun
Signature

March 22, 2023
DATE

RHE REDEKOPP
Signature

CROWSNEST HISTORICAL SOCIETY 2022
Balance Sheet
As At December 31st 2022

	2022	2021
LIABILITIES & FUND BALANCES		
Current Liabilities		
Accounts Payable	6,621	467
GST Payable		- 1,688
Accounts Payable (GoA - FSIC Contract)		
Deferred Revenue - FSIC Payroll Contract	53,712	44,069
Deferred Revenue - Casino Funds	30,230	833
Deferred Revenue (restricted) Archives	1,177	1,177
Deferred Revenue (restricted) AV	2,015	2,015
Deferred Revenue (restricted) RBC Display	-	-
Total Current Liabilities	**93,755**	**46,873**
Long Term Liabilities		
CEBA Loan (Federal)	60,000	60,000
Total Long Term Liabilities	**60,000**	**60,000**
TOTAL LIABILITIES	**153,755**	**106,873**
FUND BALANCE		
Opening Balance Equity	160,367	-
Retained Earnings	62,839	160,367
Prior Year Adjustments	- 3,549	- 3,549
Current Surplus (Deficit)	-250,437	62,839
Total Fund Balance	**- 30,780**	**219,657**
LIABILITIES AND FUND BALANCE	**122,975**	**326,530**

Approved By The Audit Committee

Sacha Anderson
Signature

March 22, 2023
DATE

RAE REDEKOPA
Signature

CROWSNEST HISTORICAL SOCIETY 2022
Profit & Loss
As At December 31st 2022

		2022	2021
INCOME			
MUSEUM INCOME			
	Memberships	285	2,332
	Admission & Tours	12,636	11,334
	Gift Shop & Postage	10,067	8,109
	Donations	10,374	31,419
	Casino	5,476	8,576
	TOTAL MUSEUM INCOME	**38,838**	**61,770**
HERITAGE CROWSNEST			
	Heritage Crowsnest Income	0	3,500
	Bellevue Underground Mine Management	26,771	50,313
	TOTAL HERITAGE CROWSNEST	**26,771**	**53,813**
FUNDRAISING ACTIVITIES			
	Exhibits / Events	3,404	1,135
	Harvest Of Memories	27,281	36,210
	TOTAL FUNDRAISING INCOME	**30,684**	**37,345**
GRANTS			
	Alberta Museums Operating Grant	0	18,000
	Travel Alberta	5,000	0
	Research / Publication	8,405	5040
	Municipal Operating Grant	23,500	22,500
	Canadian Museum	7,992	0
	CMA - Young Canada Works Grant	10,469	13,396
	MAP - Reopening	0	18,940
COVID SUPPORT			
	Covid Support Grant for Museums (GoCAN)	15,152	0
	COVID Restrictions Exemption Program	0	2000
	Canada Emergency Wage Subsidy	0	38,368
	Alberta Relaunch Grant	0	14,635
	TOTAL GRANTS	**70,518**	**132,879**
OTHER INCOME			
	Contract Service Fee (FSIC)	29,000	22,231
	Contract Payroll (FSIC)	205,053	131,386
	Interest	314	384
	TOTAL OTHER INCOME	**234,367**	**154,001**
TOTAL INCOME		**401,178**	**439,808**

CROWSNEST HISTORICAL SOCIETY 2022
Profit & Loss
As At December 31st 2022

GENERAL & ADMINISTRATIVE COSTS			
	Accession & Collection	903	218
	Advertising & Promotion	4,255	2,093
	Amortization	0	2,317
	Bank & Interest	772	853
	Gift Shop	5,062	2,049
	GST Expense	1,596	1,691
	Donations	25,000	0
	Membership & Licences	343	271
	Office Supplies & Postage	2,815	2,793
	Phone / Internet	2,691	2,156
	IT	2,387	0
	Photocopier	4,588	2,928
	Professional Development	837	415
	Programming	2,932	141
	Publications	2,160	0
	Supplies	3,329	122
	Travel	0	118
	TOTAL GENERAL & ADMINISTRATIVE	**59,669**	**18,165**
OCCUPANCY COSTS			
	Insurance	5,531	5,162
	Repair & Maintenance	3,013	14,679
	Utilities	20,141	15,966
	TOTAL OCCUPANCY COST	**28,685**	**35,807**
PAYROLL COST			
	Wages & Benefits	188,330	165,429
	WCB Expense	557	253
	Contract (FSIC) Payroll & Benefits	205,869	131,386
	TOTAL PAYROLL	**394,756**	**297,068**
FUNDRAISING COST			
	AGM	0	375
	Harvest Of Memories	1,213	8,340
	Events / Exhibits	3,362	0
	TOTAL FUNDRAISING	**4,574**	**8,715**
HERITAGE CROWSNEST			
	Branding	5,500	6,000
	Board Expenses	3,774	0
	Adverting	600	0
	Contributions	150,000	0
	Supplies	1,174	0
	Marketing	2,883	11,214
	TOTAL HERTIAGE CROWSNEST	**163,931**	**17,214**
TOTAL EXPENDITURES		**651,615**	**376,969**
NET SURPLUS (DEFICIT)		**-250,437**	**62,839**

Approved By The Audit Committee

MARCH 22, 2023
DATE

RAE RADEKOPP
Signature

Sacha Andersun
Signature

2022 Financial Notes

- The Crowsnest Historical Society/Crowsnest Museum showed a deficit financial statement in 2022 due to a few different factors.
    - Donations and revenue streams were slightly diminished still as the pandemic was still a factor.
    - The CHS did a bit of the heavy lifting in forming Heritage Crowsnest due to its stability and sustainability.
        - There were allocations to H.C. from reserves.
        - Some of the overhead costs we simply paid by CHS in 2022, but then balanced out in later months.
    - Fixed costs increased for the operation
- Overall the Museum had an average year, and if it wasn't for the major efforts in creating Heritage Crowsnest, the financial statements would reflect a slight decrease in revenue year over year.

CROWSNEST HISTORICAL SOCIETY AGM

MAY 28, 2023

HERITAGE CROWSNEST

CROWSNEST MUSEUM & ARCHIVES

CROWSNEST MUSEUM & ARCHIVES
ALBERTA PROVINCIAL POLICE BARRACKS
P.O. Box 306, 7701 18 Ave. Coleman, Alberta T0K 0M0
PHONE: (403) 563-5434 EMAIL: cnmuseum@shaw.ca

Crowsnest Historical Society

Annual General Meeting

Sunday, May 28, 2023
Location: Country Encounters
Time: 2pm

1. Call Meeting to Order
2. Adoption of the Agenda
3. Approval of Minutes of 2022 AGM
4. Treasurer's Report
    a. Adoption of 2022 Financial Audited Financial Statement
5. Society Report
6. New Business
7. Election of Directors and Delegates
    a. Motion: To elect 2 members to sit as directors of the Crowsnest Historical Society for a one (1) year term.
    b. Election of five (5) Directors to sit as delegates to represent the Crowsnest Historical Society to Heritage Crowsnest (when needed).
        i. (Note: it is allowed and recommended that the two newly elected Board members also sit as delegates)
8. Motion to Adjourn

Guest Speaker – Dr. Frits Pannekoek

THE MUSEUM AND CHS IN 2022

- Winter months saw a revamp and exhibit creation in the Museum's main hallway.
- Spring had us in planning mode for the summer and the new Escape Room.
- Summer was great.
    - Launched the Escape Room Canada Day
    - Entered into the Canada Day parade.
    - Rum Tasting event (sold out)
    - Lots of great collection work completed.
- ATTENDANCE:
    - Museum: 2561 ppl which is a slight increase over the past couple of years.
    - Escape Room Pilot: 148 ppl (29 groups)
- Successful Harvest of Memories despite a quick shift away from in-person
- A special thanks to Sydney and Jennyce for their time in Heritage Crowsnest and at the Museum. We wish them all the best as they move onto new opportunities.
- Unfortunately we were not able to mark the 100th anniversary of the shooting of Cst. Lawson in a grand way, but rather marked the tragic event periodically.
- The CHS and the Museum was happy to help support the Revive the Roxy efforts of the CanDo Society all year long.

CROWSNEST MUSEUM & ARCHIVES

HERITAGE CROWSNEST

THE CROWSNEST HISTORICAL SOCIETY WITHIN HERITAGE CROWSNEST

The formation/transition year of Heritage Crowsnest has been interesting to say the least.

As HC and the partner organizations got their footing this new environment it became evident that there are some great opportunities available to HC that wouldn't have been there otherwise. It was also evident that there was a ton of work to do.

I want to extend my personal thanks to the Crowsnest Historical Society for it's support in Heritage Crowsnest. The CHS has done some of the 'heavy lifting' in these first years. It's because of that organizations strength and stability that we are able to do the impactful and good work we do today. Thank you.

CROWSNEST MUSEUM & ARCHIVES

HERITAGE CROWSNEST

WHAT'S TO COME IN 2023

The Crowsnest Museum is already in the throws of its 2023 busy season.

The seasonal staff is already on-boarded and plans are being carried out. We are currently looking for volunteers to help out with our parade cars as well as events on the August Long weekend. Talk to Chris if you'd like to help.

Planning is about to kick off for our September Harvest of Memories. It just so happens that the 100th anniversary of the repeal of Prohibition in Alberta happens around that time. Maybe there is a synergy there? If you'd like to help out with this major fundraiser please talk to Chris.

The staff is also working on 3 and 5 year plans for both the exhibits, collection, and maintenance of the Museum.

CROWSNEST MUSEUM & ARCHIVES

HERITAGE CROWSNEST

WE LOOK FORWARD TO ANOTHER GREAT YEAR AT THE CROWSNEST MUSEUM & ARCHIVES.



CROWSNEST MUSEUM & ARCHIVES
ALBERTA PROVINCIAL POLICE BARRACKS
P.O. Box 306, 7701 18 Ave. Coleman, Alberta T0K 0M0
PHONE: (403) 563-5434 EMAIL: cnmuseum@shaw.ca

Crowsnest Historical Society

Annual General Meeting

Sunday, May 28, 2023
Location: Country Encounters
Time: 2pm

1. Call Meeting to Order
2. Adoption of the Agenda
3. Approval of Minutes of 2022 AGM
4. Treasurer's Report
    a. Adoption of 2022 Financial Audited Financial Statement
5. Society Report
6. New Business
7. Election of Directors and Delegates
    a. Motion: To elect 2 members to sit as directors of the Crowsnest Historical Society for a one (1) year term.
    b. Election of five (5) Directors to sit as delegates to represent the Crowsnest Historical Society to Heritage Crowsnest (when needed).
        i. (Note: it is allowed and recommended that the two newly elected Board members also sit as delegates)
8. Motion to Adjourn

Guest Speaker – Dr. Frits Pannekoek

2024 Category 1 Grant Funding Application

Organization Information	
Name of Organization	Crowsnest Pass Ecomuseum Trust Society
Organization Website	www.bellevuemine.com
Is the Organization a registered charity or not-for-profit organization?	Yes

Purpose
Purpose of Organization
The Bellevue Underground Mine is a unique and historically authentic underground coal mine tour in Western Canada. Our goal is to give visitors an authentic experience of what it was like to be an underground miner. We want to delight our guests with a unique experience where they can develop a real understanding of mining and an appreciation for what life was like for coal miner.

Additional Information	
Has the organization previously applied for a grant from the Municipality of Crowsnest Pass?	Yes
Has the organization applied for grant funds from sources other than the Municipality of Crowsnest Pass?	Yes
If you applied for and were denied funding from other sources, please list them here.	
If you applied for and were granted funding from other sources, please list them here.	
The BUM receives support from the Federal Government thought the Canadian Museums Association, Canada Summer Jobs and Young Canada Works, along with other project grants as they come up. The Provincial Government contributes to the organization through the Alberta Museums Association when available, and also the Ministry of Culture for preservation purposes. The BUM also applies for	

Additional Information
project funding from the Lethbridge and Southwest Alberta Community Foundation when available.
Have you performed any other fundraising projects? If yes; what and how much was raised?
The Bellevue Mine does not carry out any annual fundraisers at this time, as to not interfere with the other non-profits in the community. If a project arises we would look at specific fundraising for that, but only in that scenario.

Previous Municipal Grant History
List the last two grants your organization has received from the Municipality of Crowsnest Pass:
2022 Cat 1 - $23,500 2023 Cat 1 - $25,000
Have you provided the Municipality of Crowsnest Pass with a formal completion report for grant funds received?
Yes
If not, why has the report not been filed?

Category 1 Grant Request Information
Which grant category is your organization applying for in this application?
Category 1
Total Amount Requested
25000
Is the amount requested for operating or capital expenditures?
Operating
Please provide a full description of the project.
This Category 1 Grant application is requesting funds to support the annual operation of the Bellevue Underground Mine Tour. These funds help cover the costs of utilities, insurance, and maintenance to keep the site operating. Each year we spend a minimum of $15,000 on regular annual maintenance of the Mine

Category 1 Grant Request Information
Tunnel. That number doubles if we carry out a major project in the Tunnel. Those figures are also only possible with the help of the volunteer maintenance crew. They are invaluable, and without them our costs would more than triple. Without that regular maintenance and projects we would lose the integrity of the Mine and the Tour. The Cat 1 funds are only used at the BUM on operational costs. We are very grateful and reliant on the support from the Municipality. Our overhead costs (insurance, utilities, maintenance) have sharply increased over the past 5 years, and despite our efforts to grow our revenue streams, the costs are escalating at a very rapid pace.
If your request includes capital allocations, what is the estimated completion date of the project.
Did you get quotes for the proposed capital project?
No
Quotes for Project

Financial
Please upload your most recent financial statement
Attached
Please upload your current year financials and next year's operating budget.
Attached
Supporting information (if needed)
Attached
If you are a recipient of a community grant from the Municipality of Crowsnest Pass, do you verify that you will file the required report within 30 days of grant expenditure?
Yes

BUM 2024 Budget

Revenues

Casino	$ 10,000
Donations	$ 2,000
Fundraising	$ 3,000
Programming	$ 1,000
Memberships	$ 100
Grants	$ 40,000
Admissions/Sales	$ 95,000
	$ 151,100

Expenses

Marketing	$ 7,000
Board Expenses	$ 500
Gift Shops	$ 9,000
Interest & Bank Charges	$ 2,500
Insurance (Board)	$ 400
IT (software)	$ 2,000
IT (hardware)	$ 2,000
Misc. Expenses	$ 2,000
Supplies (Office and Sites)	$ 3,000
Photocopier	$ 3,000
Professional Development	$ 1,000
Travel	$ 1,000
Service Fees	$ 2,000
Licences/Memberships	$ 600
Legal	$ 500
Volunteer Appreciation	$ 500
Safety	$ 3,000
Payroll	$ 75,000
Utilities	$ 10,000
Maintence	$ 15,000
Insurance	$ 6,000
Collection/Exhibit	$ 1,500
Programming Expenses	$ 3,000
Fundraising	$ 500
	$ 151,000

Crowsnest Pass EcoMuseum Trust Society

Profit and Loss

January 1 - August 23, 2023

	TOTAL
INCOME	
Admissions	209.52
Donations	48.12
Goods & Services	
Gift Shop Income	7.05
Total Goods & Services	**7.05**
Grants	56,838.00
Uncategorized Income	86.84
Total Income	**$57,189.53**
GROSS PROFIT	**$57,189.53**
EXPENSES	
Advertising/Promotional	100.00
GST Expense	904.61
Heritage Crowsnest Contribution	115,000.00
Insurance	1,521.00
Interest & Bank Charges	456.93
License, Memberships, Dues	93.10
Misc Expenses	68.69
Office Supplies	268.82
Payroll Expenses	
WCB expenses	200.00
Total Payroll Expenses	**200.00**
Programming Expenses	79.60
Repair and maintenance	300.00
Equipment	91.34
Fuel - Bobcat	130.03
Total Equipment	**221.37**
General Repair/Maintenance	286.14
Maintenance (Buildings / Misc)	2,770.31
Total Repair and maintenance	**3,577.82**
Supplies	482.68
Utilities	5,586.92
Internet & Phone	1,878.07
Total Utilities	**7,464.99**
Total Expenses	**$130,218.24**
PROFIT	**$ -73,028.71**

Crowsnest Pass EcoMuseum Trust Society

Balance Sheet

As of June 30, 2023

	TOTAL
Assets	
Current Assets	
Cash and Cash Equivalent	
Cash on hand	300.00
GIC - Scotiabank	21,071.58
Scotia CASINO - 8915	10.34
Scotia Portal - 9814	4,797.55
Scotiabank Chequing	73,282.57
Total Cash and Cash Equivalent	**$99,462.04**
Inventory Gift Shop	578.13
Total Current Assets	**$100,040.17**
Non-current Assets	
Property, plant and equipment	
Buildings	302,975.01
Computer	2,522.38
Equipment Assets	16,800.00
Office Furniture & Equipment	11,267.53
Total Property, plant and equipment	**$333,564.92**
Total Non Current Assets	**$333,564.92**
Total Assets	**$433,605.09**
Liabilities and Equity	
Liabilities	
Current Liabilities	
Accounts Payable (A/P)	
Accounts Payable (A/P)	722.82
Total Accounts Payable (A/P)	**$722.82**
Credit Card	
Visa -Scotiabank 3018	-26.25
Total Credit Card	**$ -26.25**
GST/HST Payable	4,695.55
Total Current Liabilities	**$5,392.12**
Non-current Liabilities	
CEBA Loan	50,000.00
Total Non-current Liabilities	**$50,000.00**
Total Liabilities	**$55,392.12**
Equity	
Opening Balance Equity	401,375.66
Retained Earnings	48,101.17
Profit for the year	-71,263.86
Total Equity	**$378,212.97**
Total Liabilities and Equity	**$433,605.09**

Crowsnest Pass EcoMuseum Trust Society

Balance Sheet

As of December 31, 2022

	TOTAL	
	AS OF DEC. 31, 2022	AS OF DEC. 31, 2021 (PY)
Assets		
Current Assets		
Cash and Cash Equivalent		
Cash on hand	300.00	200.00
GIC - Scotiabank	21,071.58	20,046.03
Scotia CASINO - 8915	28.34	8,861.82
Scotia GIC Cash	0.00	1,000.32
Scotia Man Trip Account - 0316	0.00	1,627.64
Scotia Portal - 9814	4,797.55	3,170.91
Scotiabank Chequing	145,662.78	192,147.51
Total Cash and Cash Equivalent	**$171,860.25**	**$227,054.23**
Inventory Gift Shop	578.13	578.13
Total Current Assets	**$172,438.38**	**$227,632.36**
Non-current Assets		
Property, plant and equipment		
Buildings	302,975.01	302,975.01
Computer	2,522.38	2,522.38
Equipment Assets	16,800.00	16,800.00
Office Furniture & Equipment	11,267.53	11,267.53
Total Property, plant and equipment	**$333,564.92**	**$333,564.92**
Total Non Current Assets	**$333,564.92**	**$333,564.92**
Total Assets	**$506,003.30**	**$561,197.28**
Liabilities and Equity		
Liabilities		
Current Liabilities		
Accounts Payable (A/P)		
Accounts Payable (A/P)	1,323.61	2,583.64
Total Accounts Payable (A/P)	**$1,323.61**	**$2,583.64**
Credit Card		
Visa -Scotiabank 3018	-26.25	-34.64
Total Credit Card	**$ -26.25**	**$ -34.64**
GST/HST Payable	5,229.11	5,157.39
Total Current Liabilities	**$6,526.47**	**$7,706.39**
Non-current Liabilities		
CEBA Loan	50,000.00	50,000.00
Total Non-current Liabilities	**$50,000.00**	**$50,000.00**
Total Liabilities	**$56,526.47**	**$57,706.39**
Equity		
Opening Balance Equity	401,375.66	401,375.66
Retained Earnings	102,115.23	
Profit for the year	-54,014.06	102,115.23
Total Equity	**$449,476.83**	**$503,490.89**
Total Liabilities and Equity	**$506,003.30**	**$561,197.28**

March 22, 2023 Sacha Anderson — Sacha Anderson

March 22, 2023 RAE REDERAPP

Crowsnest Pass EcoMuseum Trust Society

Profit and Loss

January - December 2022

	TOTAL	
	JAN - DEC. 2022	JAN - DEC. 2021 (PY)
INCOME		
Admissions	146,425.57	132,965.36
Donations		1,120.50
Goods & Services	**18,912.16**	**9,294.67**
Grants	59,768.10	101,890.20
Interest Income	25.23	69.03
Total Income	**$225,131.06**	**$245,339.76**
GROSS PROFIT	**$225,131.06**	**$245,339.76**
EXPENSES		
Advertising/Promotional		413.40
Board Expenses	201.22	372.50
Gift Shop	10,280.97	2,280.30
GST Expense		252.55
Heritage Crowsnest Contribution	131,250.00	3,333.33
Insurance	1,351.55	1,249.90
Interest & Bank Charges	1,893.18	3,239.50
Inventory Adjustment		7,014.37
IT - Website	2,401.88	616.90
Legal and Accounting		4,930.00
License, Memberships, Dues	203.84	243.79
Marketing	2,842.90	
Mine Safety	806.09	729.75
Misc Expenses		**3,208.65**
Museum Admin Fee	26,771.00	50,313.00
Office Supplies	816.52	1,104.09
Opening Balance Adjustment		2,346.70
Payroll Expenses	61,586.43	33,987.69
WCB expenses	447.50	214.79
Total Payroll Expenses	**62,033.93**	**34,202.48**
Professional Development / Training	39.96	130.60
Programming Expenses	283.23	1,131.79
Repair and maintenance		2,123.10
Equipment	1,835.75	1,101.73
Fuel - Bobcat	409.31	306.56
Total Equipment	**2,245.06**	**1,408.29**
General Repair/Maintenance	458.19	39.49
Maintenance (Buildings / Misc)	16,820.11	10,678.91
Total Repair and maintenance	**19,523.36**	**14,249.79**
Supplies	2,934.45	276.25
Tour Booking Service Fee	4,385.10	1,939.92
Travel	76.97	66.67
Utilities	7,700.07	5,854.26
Internet & Phone	3,348.90	3,581.18
Total Utilities	**11,048.97**	**9,435.44**
Work Boot Expense		142.86

Crowsnest Pass EcoMuseum Trust Society

Profit and Loss

January - December 2022

	TOTAL	
	JAN - DEC. 2022	JAN - DEC. 2021 (PY)
Total Expenses	**$279,145.12**	**$143,224.53**
PROFIT	**$ -54,014.06**	**$102,115.23**

March 22, 2023 Sacha Anderson Sacha Anderson

March 22, 2023 RAE REDEKOPP RAE REDEKOPP

2022 Financial Notes

- The Crowsnest Pass Ecomuseum Trust Society/Bellevue Underground Mine Tour showed a deficit financial statement in 2022 due to a couple reasons.
    - Joining and supporting Heritage Crowsnest required send that group and allocation of reserves so that they could take over our payroll and ordering.
    - Fixed costs increased for the operation.
- 2022 was a good year for the Mine and it only got stronger by being under the banner of Heritage Crowsnest.

CROWSNEST PASS ECOMUSEUM TRUST SOCIETY AGM

APRIL 11, 2023

HERITAGE CROWSNEST

BELLEVUE UNDERGROUND MINE

THE BUM IN 2022

- Winter maintenance went very well at the Mine with more of the manway and double chute viewable for the guest.
  - Additional timbers and cogging were also installed to improve health of the mine.
- The spring saw the return of school groups to the Mine and kept us very busy leading into the summer season.
- The staff (mainly Terry) swapped the building around and put the gift shop in the rear of the building with it's own POS to help with flow and grouping of guests.
- The summer saw a good amount of visitors between May and September.
- A handful more of school groups came in September and October, and we hosted a stop for the CNP Amazing Teen Race.
- Attendance:
  - 1739 visitors from group/school tours
  - 6901 general visitors
  - TOTAL: 8640
- The fall saw work start in the Mine and the main building.
  - In the building we started revamping the helmet storage and replaced the water heater for the bathrooms.
  - The Mine crew rebuilt the man-way box cribbing and started to pull down the metal ceiling in the middle of the mine.

BELLEVUE UNDERGROUND MINE

HERITAGE CROWSNEST

WHAT'S COMING IN 2023

- Maintenance is just about wrapped up.
    - The crew pulled down a section of ceiling and removed the loose rock and debris.
    - Masonry work will commence on the exterior of the portal in the late spring when the weather gets predictable.
- The tour will see a new booking system along with a new Point of Sale system used at the Mine.
    - This should help stream line a bunch of aspects of the guest experience.
- Terry renovated the helmet storage and bathrooms this past winter and they look fantastic.
- School groups are booked through June and we will be open to the public until Labour Day.
- Plans for a 20+ foot expansion of the tour into some of the 'rougher' terrain of the mine has begun. This will be an expensive undertaking.
- 2023 will see a 'Reimaging the BUM' consultation project take place. We have received funding to conceptualize how to best utilize the Bellevue Mine site outside the tunnel. This will include all our signage, waypoints, access road, buildings, and parking. It is a hope to grow and maximize guest traffic and experience to our great tour.

BELLEVUE UNDERGROUND MINE

HERITAGE CROWSNEST

WE LOOK FORWARD TO ANOTHER GREAT YEAR AT THE BELLEVUE MINE.

BELLEVUE UNDERGROUND MINE

2024 Category 1 Grant Funding Application

Organization Information	
Name of Organization	Crowsnest Nordic Ski Club
Organization Website	skicrowsnest.ca
Is the Organization a registered charity or not-for-profit organization?	Yes

Purpose
Purpose of Organization
We are dedicated primarily to promote cross-country skiing at Chinook Provincial Recreation area. The grooming allows skiers, as well as those on snowshoes and fat bikes to enjoy all the beauty this area has to offer as well as teaching kids how to ski, and providing physical and mental benefits. Hundreds of visitors come and make use of the groomed trails.

Additional Information	
Has the organization previously applied for a grant from the Municipality of Crowsnest Pass?	Yes
Has the organization applied for grant funds from sources other than the Municipality of Crowsnest Pass?	Yes
If you applied for and were denied funding from other sources, please list them here.	
If you applied for and were granted funding from other sources, please list them here.	
Government of Alberta Grant (for Trail work) Teck Grant (for grooming truck) Community Foundation of Lethbridge and SW Alberta Grant (for grooming truck)	
Have you performed any other fundraising projects? If yes; what and how much was raised?	

Additional Information
Casino Fundraiser. $26,859.00

Previous Municipal Grant History
List the last two grants your organization has received from the Municipality of Crowsnest Pass:
Jan 2023 CNP Municipality Cat 1 Grant $43,250 Feb 23 2022 Municipality Cat 1 Grant. $40, 240
Have you provided the Municipality of Crowsnest Pass with a formal completion report for grant funds received?
Yes
If not, why has the report not been filed?

Category 1 Grant Request Information
Which grant category is your organization applying for in this application?
Category 1
Total Amount Requested
$49,590
Is the amount requested for operating or capital expenditures?
Operating
Please provide a full description of the project.
A total of 680 hours of ski trail grooming in January, February, March, and December. This includes operating ski trail grooming equipment as well as maintenance of the equipment. Ski trails are at Allison Chinook and include 38km of ski trails and 16km of multiuse trails for snowshoeing, fat bikes and walkers. Summer trail maintenance includes brushing, fallen tree removal, trail brushing, trail grading and erosion mitigation. Some contractor hours, volunteers do a lot of the work as well. Equipment maintenance costs, fuel, insurance and volunteer safety training. We are renewing our contract with Lonsbury Applications who are increasing their hourly rate by $5/hour however this is the first increase in 5 year.
If your request includes capital allocations, what is the estimated completion date of the project.

Category 1 Grant Request Information
Did you get quotes for the proposed capital project?
Quotes for Project

Financial
Please upload your most recent financial statement
Attached
Please upload your current year financials and next year's operating budget.
Attached
Supporting information (if needed)
Attached
If you are a recipient of a community grant from the Municipality of Crowsnest Pass, do you verify that you will file the required report within 30 days of grant expenditure?
Yes

Crowsnest Nordic Ski Club - Balance Sheet as of 30th April 2023

		30 Apr 2023	30 Apr 2022
ASSETS			
	Accounts Receivable	0.00	0.00
	Cash on Hand	0.00	0.00
	Casino Account	42,634.75	3,139.39
	Common Shares	1.42	1.37
	General Account	16,481.38	30,806.68
	GIC	50,647.24	40,244.79
	PayPal	105.91	0.00
	Savings Account	10,481.69	12,349.76
	Sled replacement Fund	7,946.65	15,800.00
	Suzuki Truck Pre-payment	15,000.00	8,000.00
	TOTAL	**143,299.04**	**110,341.99**
LIABILITIES			
	Accounts Payable	0.00	10,860.61
	Casino deferred Income	42,634.75	3,139.39
	TOTAL	**42,634.75**	**14,000.00**
EQUITY	**TOTAL**	**100,664.29**	**96,341.99**

This Financial Statement has been audited by

Karen Thomas
Signature

David C. W. Litter
Signature

KAREN THOMAS
Printed Name

David Whitten
Printed Name

Auditor

Auditor

21 Sept 2023
Date

2023 09 21
Date

1 Category 1 Grant Funding Application

Organization Information	
Name of Organization	Crowsnest Pass Quad Squad Association
Organization Website	www.quadsquad.ca
Is the Organization a registered charity or not-for-profit organization?	Yes

Purpose
Purpose of Organization
CNP Quad Squad is a non-profit organization formed in 1988 to promote responsible use of our mountain ranges as well as conservation of the area. Our membership of 250 families along with a huge number of random riders/tourists who visit our area provide alarge economic boost to the Crowsnest Pass. The Quad Squad works closely with the Government of Alberta on bridge fabrication, trail development and maintenance keeping our trail system inviting and safe for the riders. The Quad Squad holds approximately 8 organized events throughout the riding season to increase knowledge, useage and safety on the designated trail systems in the area. As many trails used are also shared with the Crow Sno Riders and motorbike riders, work completed benefits these groups as well.

Additional Information	
Has the organization previously applied for a grant from the Municipality of Crowsnest Pass?	Yes
Has the organization applied for grant funds from sources other than the Municipality of Crowsnest Pass?	Yes
If you applied for and were denied funding from other sources, please list them here.	
Unsmoke Canada.	
If you applied for and were granted funding from other sources, please list them here.	
Alberta Off Hiway Vehicle Association	

Additional Information
Have you performed any other fundraising projects? If yes; what and how much was raised?
Sinister 7 Sweeping $1500 Kananaskis Rodeo Parking $1500 CNP Curling Bunny Spiel Bartending $1300 2023 CNP Quad Squad Raffle $25000

Previous Municipal Grant History
List the last two grants your organization has received from the Municipality of Crowsnest Pass:
2023 Municipal Grant Category 1 $4000 2022 Municipal Grant Category 1 $4000
Have you provided the Municipality of Crowsnest Pass with a formal completion report for grant funds received?
Yes
If not, why has the report not been filed?

Category 1 Grant Request Information
Which grant category is your organization applying for in this application?
Category 1
Total Amount Requested
4000
Is the amount requested for operating or capital expenditures?
Operating
Please provide a full description of the project.
The Municipality Grant will be used on the ongoing trail maintenance of our trail systems. Every year different trails become a priority to keep our trails as safe as possible.
If your request includes capital allocations, what is the estimated completion date of the project.

Category 1 Grant Request Information
Did you get quotes for the proposed capital project?
No
Quotes for Project

Financial
Please upload your most recent financial statement
Attached
Please upload your current year financials and next year's operating budget.
Attached
Supporting information (if needed)
Attached
If you are a recipient of a community grant from the Municipality of Crowsnest Pass, do you verify that you will file the required report within 30 days of grant expenditure?
Yes

Crowsnest Pass Quad Squad Budget 2024

Income

Casino	$30000.00
Raffle 2024	$60000.00
Membership	$16500.00
Merchandise	$ 4500.00
Donations	$ 6000.00
Fundraising $	$ 6500.00
Grants inc AOHVA	$40000.00
Interest	$ 1000.00
Total	**$164500.00**

Expenses

Raffle	$35000.00
Bridge Fab/ Field Equip/Trail	$10000.00
Vehicle Expense	$ 3500.00
Merchandise	$ 7500.00
Fuel	$ 2000.00
Wages	$22000.00
Advertising	$ 1200.00
Professional	$ 1500.00
Financial Chgs	$ 700.00
Insurance	$ 6500.00
Office & Miscellaneous	$ 3100.00
Season Events	$ 1500.00
Rent	$ 8000.00
Repairs & Maintenance	$ 1200.00
Telephone	$ 1700.00
Utilities	$ 5000.00
Total	**$110400.00**

** CNP Quad Squad is presently in Consultation with Crow Sno riders and Government of Alberta parks and Environment on 2 major bridge replacements in 2024.**

CROWSNEST PASS QUAD SQUAD ASSOCIATION

FINANCIAL STATEMENTS

For the year ended January 31, 2023

(Unauditied - See Notice to Reader)

CROWSNEST PASS QUAD SQUAD ASSOCIATION

NOTICE TO READER

On the basis of the information provided by the organization, I have complied the statement of financial position of Crowsnest Pass Quad Squad Association as at January 31, 2023 and the statements of operations, changes in net assets and cash flows for the year then ended.

I have not performed an audit or a review engagement in respect of these financial statements and, accordingly, I express no assurance thereon.

Readers are cautioned that these statements may not be appropriate for their purposes.

Brenda Pollock

Lundbreck, Alberta

March 23, 2023

Quad Squad

Auditors' Report

To the Members of the Crowsnest Pass Quad Squad Association

We have audited the statement of financial position of the Crowsnest Pass Quad Squad Association as at January 31, 2023 and the statement of operations, changes in net assets and cash flows for the year then ended. These financial statements are the responsibility of the association's management. Our responsibility is to express an opinion on these financial statements based on our audit.

We conducted our audit to the best of our knowledge and ability as members in good standing of the association.

In our opinion, these financial statements presented fairly, in all material respects, the financial position of the association as at January 31, 2023 and the results of its operations, changes in net assets and cash flows for the year then ended. The financial statements of the prior year were audited by other auditors and we do not express an opinion thereon.

Bill Sharpe
Print

Bill Sharpe
Sign

Mary Anna Misseghers
Print

M Misseghers
Sign

Print

Sign

Date: 13 April 2023.

Place: Coleman, Alberta

CROWSNEST PASS QUAD SQUAD ASSOCIATION
STATEMENT OF FINANCIAL POSITION
As at January 2023
(Unaudited - See Notice to Reader)

		2023		2022
ASSETS				
Current				
Cash	$	189,319	$	156,803
Acounts Receivable				
Inventory Clothing		4,147		6,575
Employee Advances		10,799		10,799
CRA Receivable		0		304.74
		204,266		174,483
Capital assets		44,261		62,399
	$	248,527	$	236,881
LIABILITIES AND NET ASSETS				
Current				
Accounts payable	$	656	$	0
Government remittances payable		142		255
Deferred revenue		72,857		59,252
CEBA Loan		40,000		40,000
		113,656		99,508
Net Assets				
Unrestricted		137,373		89,966
Invested in capital assets		-2,502		47,407
		134,872		137,373
	$	248,527	$	236,881

Approved on behalf of the board:

Director _____ Director _____

CROWSNEST PASS QUAD SQUAD ASSOCIATION

STATEMENT OF OPERATIONS

As at January 2023

(Unaudited - See Notice to Reader)

		2023		2022
Revenue				
Raffle	$	51,287	$	79,180
Casino		39		0
Membership fees		15,969		17,226
Membership raised		6,768		6,457
Clothing		4,033		5,710
Donations		6,709		8,250
Interest		800		140
Grants		22,778		22,500
Reclassed to deferred income		13,605		4,286
		121,987		**143,748**
Expenses				
Raffle		32,619		20,392
Casino expense		0		0
Clothing purchase		3,937		5,604
Wages & Benefits		23,211		13,457
Advertising and promotions		1,105		548
Rent		7,833		7,861
Telephone & Utilities		6,357		5,518
Office & miscellaneous		3,034		4,419
Insurance		6,134		4,556
Professional fees		1,258		1,572
Trail Matenance		296		2,824
Repairs & Maintenance		1,177		2,747
Membership expense open-close		3,422		1,071
Bridge fabrications & field equipment		7,689		1,042
Interest & Bank & CC Charges		662		730
Fuel & Mileage		2,720		1,433
Vehicle Mainteance		4,898		4,346
Amortization		18,137		18,222
		124,489		**96,342**
(Deficiency) excess of revenue over expense		**-2,502**	$	**47,407**

Crowsnest Pass Quad Squad
Statement of Cash Flow
For the year ended January 31, 2022
(Unaudited)

		2023		2022
(Deficiency) excess of revenue over expenses		-2,502	$	47,407
Adjustment for item which does not affect cash				
Amortization		18,137		18,222
		15,635		65,629
Changes in non-cash working capital items				
Accounts Receivable		0		0
Inventory		2,428		-4,925
GST Receivable		-260		0
Accounts Payable		656		0
CRA: Source Payable, GST		148		7
		18,608		60,710
Cash flows from investing activities				
Purchase of capital assets		0		-36,488
Cash flow from financing activities				
Deferred revenue		13,604		-2,902
CEBA Loan				
Net increase in cash		32,212		21,320
Cash, beginnning of year		167,907		146,587
Cash, end of year	$	200,119	$	167,907

CROWSNEST PASS QUAD SQUAD ASSOCIATION
CAPITAL ASSETS AND DEFERRED INCOME SUMMARY
For the year eneded January 2023
(Unaudited - See Notice to Reader)

Capital Assets	Cost	Accumulated amortization	Net 2022	Net 2021
Computer	$ 13,728	$ 12,827	$ 901	$ 1,256
Office furniture and equipment	5,048	4,318	730	912
Field Equipment	35,422	32,153	3,268	3,999
Motor Vehcile	98,564	59,203	39,361	56,231
	$ 152,762	$ 108,500	$ 44,261	$ 62,398

Deferred Revenue	2023	2022
Raffle	$ 58,824	$ 47,796
Casino	0	39
Cows and Fish	5,664	5,664
Membership for 2022 calaendar year	0	1,384
CNP Municipal Grant	4,000	
National Trail Coalition	4,370	4,370
	$ 72,857	$ 59,252

1 **Nature of operations**

Crowsnest Pass Quad Squad Association is a non-for-profit organization incorporated under the

Act, and as such, is exempt from income taxes under Section 149 (1)(1).

2 **Significant accounting policy**

Capital Assets are recorded at cost. The Association provides for amortization using the declining balance method at rates designed to amortize the cost of the capital assets over their estimated useful lives. The annual amortization rates are as follows:

Field Equipment	20%
Office Furniture & Equipment	20%
Computers	20%
New Computer	55%
Motor Vehicles	30%

One-half the normal rate of amortization is recorded in the year of acquisition.

3 **Capital Assets**

	Cost	amortization	2023	2022
Field Equipment	$ 35,422	$ 32,153	$ 3,268	$ 3,999
Office Furniture & Equipment	5,048	4,318	730	912
Computers	13,729	12,827	901	1,256
Motor Vehicles	98,564	59,203	39,361	56,231
	$ 152,762	$ 108,500	$ 44,261	$ 62,397

4 **Deferred Revenue**

	2023	2022
Raffle	$ 58,824	$ 47,796
Casino	0	39
Cows and Fish	5,664	5,664
CNP Municipal	4,000	0
Grant AEP	0	0
Membership for 2022 calaendar year	0	1,384
National Trail Coalition	4,370	4,370
	$ 72,857	$ 59,252

2024 Category 1 Grant Funding Application

Organization Information	
Name of Organization	Crowsnest Culture and Recreational Society
Organization Website	www.crowsnestcando.ca
Is the Organization a registered charity or not-for-profit organization?	Yes

Purpose
Purpose of Organization
The funds would be used to assist with operational bills of the Roxy Theatre. If the grant is denied it is difficult for the Roxy group to completely assist with operational expenses. Also please see full description of the project below.

Additional Information	
Has the organization previously applied for a grant from the Municipality of Crowsnest Pass?	Yes
Has the organization applied for grant funds from sources other than the Municipality of Crowsnest Pass?	Yes
If you applied for and were denied funding from other sources, please list them here.	
UFA, Travel Alberta, Lethbridge Community Foundation, Community Enhancement Program.	
If you applied for and were granted funding from other sources, please list them here.	
Teck Resources donation of $250,000 Parks Canada's National Cost Sharing Program for Heritage places a grant of $250,000 Alberta Arts Culture and Status of Women- A study/professional services grant of $19,640 Alberta Historic resource conservation grant of $78,560 Northback $34,000 Blairmore Lions donation of $25,000	

Additional Information
Coleman Lions donation of $10,000 Fortis Alberta- $8000 Coleman Community Society $302 Crowsnest Symphony Orchestra $250 DG Productions $600
Have you performed any other fundraising projects? If yes; what and how much was raised?
Cando Wintervention event Feb. 2023 ~$10,000 Voices of the pass 2022 $1000 2021 Roxy boot sale $1000 Court House Auction 2021 $8,000 Roxy Seat Recognition Sale- private donations of $9500. (This opportunity is ongoing.)

Previous Municipal Grant History
List the last two grants your organization has received from the Municipality of Crowsnest Pass:
Municipal Grant 2021 $22,000 Municipal Grant 2023 $22.000
Have you provided the Municipality of Crowsnest Pass with a formal completion report for grant funds received?
No
If not, why has the report not been filed?
The grants were not category funding grants. They were voted on and awarded after a presentation to council.

Category 1 Grant Request Information
Which grant category is your organization applying for in this application?
Category 1
Total Amount Requested
132800
Is the amount requested for operating or capital expenditures?
Both Operating and Capital

Category 1 Grant Request Information
Please provide a full description of the project.
The 2023 summer/fall construction program will see the foundation inspected, the low-sloped roof work completed and the interior Quonset prepared for inside inspection. A progressive next step, of which there are many, would be the front appearance. The funds request are all associated with the front appearance of the Roxy Theatre, which requires upgrading to allow safe entry and security. The front Roxy Sign is iconic and will be upgraded and refurbished to advertise the facility and the neon would be replaced with LED Lighting. The brick and aluminum sidings need repair to ensure long-term viability and an appealing presence.
If your request includes capital allocations, what is the estimated completion date of the project.
12/31/2025 00:00:00
Did you get quotes for the proposed capital project?
Yes
Quotes for Project
SENALTEK ARCHITECTURE PLANNING + DESIGN LTD ELEQRON INC. JA Building services Refurbish aluminum cladding and Roxy neon sign 75,000 Refurbish entrance doors 20,000 Replace in-kind damaged bricks, re-point bricks and glass blocks 30,000 Operating Rent to Heritage Crowsnest for the Montem Building $6,000/yr. Property tax $1,500 Combined Insurance $2,500 Electricity $1800 Miscellaneous $2000

Financial
Please upload your most recent financial statement
Attached
Please upload your current year financials and next year's operating budget.
Attached
Supporting information (if needed)
Attached

Financial
If you are a recipient of a community grant from the Municipality of Crowsnest Pass, do you verify that you will file the required report within 30 days of grant expenditure?
Yes

Crowsnest Cultural & Recreational Society
OAS "Crowsnest Cando"
Balance Sheet As Of 31December2022

CROWSNEST CANDO
Involved In Our Community

		Sub Total	Totals
Assets			
Current Assets			
Servus High Yield	$439.09		
Servus General	$67,033.19		
Servus Roxy	$32,925.05		
Servus Rewards	$55.01		
Common Shares	$1.44		
Total Chequing Savings Other		**$100,453.78**	**$100,453.78**
Capital Assets			
Gumball Machines (6)	$344.06		
Accum. Amort. Gumball 20%	-$68.81		
Net Gumball Machines		**$275.25**	
Inventory Merchandise	$1,600.00		
Accum Amort. Inventory Merchandise	$0.00		
Net Inventory Merchandise		**$1,600.00**	
BBQ	$516.10		
Accum. Amort. BBQ 20%	-$103.22		
Net BBQ		**$412.88**	
Signs (2ea)	$626.69		
Signs (2ea) Accum Amort. 20%	-$125.34		
Net Signs (2ea)		**$501.35**	
Sound & Lighting Equipment	$22,808.00		
Sound & Lighting Equp. Accum Amort. 20%	-$4,561.60		
Net Sound & Lighting Equip.		**$18,246.40**	
Popcorn Machine	$264.59		
Popcorn Machine Accum Amort 20%	-$52.92		
Net Popcorn Machine		**$211.67**	
Roxy Building	$47,534.55	**$47,534.55**	
Heritage MOA	$50,000.00	**$50,000.00**	
Total Depreciation	-$4,911.89		
Total Capital Net Assets		**$118,782.10**	**$118,782.10**
Grand Total Assets			**$219,235.88**
Liabilities			
Accounts Payable (Bank Reconciliation-Expense)	$0.00		
ITC Adjustments	$0.00		
GST Charged on Sales	$0.00		
Entry	$0.00		
Total Current Liabilities	**$0.00**	**$0.00**	
Long Term Liabilities			
Bank Loans	$0.00		
Senaltek	$73,545.00		
Total Long Term Liabilities	**$73,545.00**		
Total Liabilites	**$73,545.00**		**$73,545.00**
Equity			
Surplus Carried forward 2021 *	$141,656.62		
Current Earnings 2022	$4,034.26		
Sub Total Equity		**$145,690.88**	
Total Equity			**$145,690.88**
Total Liabilities and Equity Balance			**$0.00**

$145,690.88

Member Audit

Signature

Alison Bjurstrom

Print Name

Signature

Ken Bjurstrom

Statement Approved By:

Statement Approved By:

Crowsnest Cultural & Recreation Society
OAS "Crowsnest Cando"
Income Statement 01/01/2022 to 31/12/2022

CROWSNEST CANDO
Involved In Our Community

Revenue 2022		Subtotals	Totals
I-Banking	$405.12		
I-Fundraising	$46,233.46		
I-Income Grants	$71,614.00		
I-Income Donations	$45,306.25		
I-Loan	$0.00		
I-Membership	$99.37		
I-Other (define)	$865.00	Insurance refund	
I-Raffle Historical Society Roxy Oper.	$15,279.15		
I-Retail Sales	$1,717.60		
I-Roxy	$0.00		
Total Revenue 2022			$181,519.95

Expenses 2022		
E-Accnt Fee/Audit	-$330.75	
E-Ad Promo	$0.00	
E-AGM	-$265.38	
E-Asset Depr	$0.00	
E-Auto Km	-$282.60	
E-Banking	-$286.76	
E-Banking Loan Interest	$0.00	
E-Banking Other2	$0.00	
E-Banking Roxy	$0.00	
E-Comm Fees	$0.00	
E-Community	-$500.00	
E-Computer Sftw	$0.00	
E-Entertainment	$0.00	
E-Equip Computer	$0.00	
E-Equip Materials	$0.00	
E-Equipment Office	$0.00	
E-Fundraising	-$23,044.82	
E-Gov CCRA	$0.00	
E-Gov GST	$0.00	
E-Insurance	-$3,632.57	
E-Legal Fee	-$1,046.85	
E-Marketing Fees	-$175.00	
E-Office Supp Consmble	-$207.37	
E-Office/Hall/Storage	-$630.00	
E-Other-Explain on Ledger	-$1,200.00	
E-Proffesional	-$77.40	
E-Raffle Historical Society	-$9,320.83	
E-Retail Costs	-$1,825.00	
E-Roxy	-$134,660.36	
E-Training	$0.00	
E-Travel Fares-Parking	$0.00	
E-Website IT Fees	$0.00	
Total Expense 2022		-$177,485.69
Net Income 2022		$4,034.26

Member Audit

Signature

Alison Burnstrom
Print Name

Signature

Ken Burstrom
Print Name

Statement Approved By: Jim Jukes

Statement Approved By: Pat Pepperi

CCRS Financial Summary
2022

CCRS Financial Summary	December 31, 2022	
Servus High Yield		$439.09
Servus General		$67,033.19
Servus Roxy		$32,925.05
Servus Shares		$1.44
Servus Rewards		$55.01
Accounts Payable		$0.00
Accounts Receivable		$0.00
Assets		$ 118,782.10
Liabilities	Senaltek	($73,545.00)
Total		$145,690.88

PR.

VJ.

Member Audit

Signature

Arend Bornstrom

Print Name

Signature

Ken Bijsterveld

Print Name

CCRS Member Auditor Comments 2022

Comment	Possible Change	Initial
Too many bank accounts	Reduce	KB
No Financial Policy	Create a policy	AB
Simplify year end	No Accounts Receivable or Payable into Next year.	AB

Date:March 19, 2023

CCRS Executive 2022

CROWSNEST CANDO

Involved In Our Community

Year	Position	Name	Home Phone #	Work/Mobile #	Email	Address	City	Prov.	PC
2022	President	Tim Juhlin	403-753-0030	403-563-6753	tajuhlin@gmail.com	Box 763,	Coleman	AB	T0K 0M0
2022	Vice President	Frank Craig Duncan	403-582-0047	403-582-0047	cduncan1@shaw.ca	Box 597	Coleman	AB	T0K 0E0
2022	Market Director	Alison Sandilands	403-582-1555	403-582-1555	asandilands752@gmail.com	Box 35	Coleman	AB	T0K 0M0
2022	Director	Flavia Pirozzi	587-969-3564	587-969-3564	flaviacarter@gmail.com	Box 487	Coleman	AB	T0K 0M0
2022	Treasurer	Randall Shemko	403-563-0183	403-563-0183	rshemko@gmail.com	Box 105,	Blairmore	AB	T0K 0E0
2022	Engineering Director	Don Budgen	403-562-7877	204-891-0909	donaldbudgen@gmail.com	Box 220	Hilcrest Mines	AB	T0K 1C0
2022	Communication Director	Howard Vandenhoef	403-589-4486	403-589-4486	vandenhh@shaw.ca	Box 91	Hilcrest Mines	AB	T0K 1C0
2022	Fund Raising Director	Pat Rypien	403-563-3335	403-563-0208	sr.ryps@shaw.ca	Box 83	Coleman	AB	T0K 0M0
2022	Director	Rita Wendrich	403-563-8105	403-563-8105	rita.wendrich@gmail.com	Box 978	Coleman	AB	T0K 0M0

Member Audit

Signature

Alison Sandilands

Print Name

Signature

Ken Burstrom

Print Name

Return to Main Menu

CCRS Financial Update	September 5, 2023	
Servus High Yield and GIC		**$201,650.83**
Servus General		**$118,284.85**
Available Net Cash Funds	$319,935.68	
Servus Roxy		**$0.00**
Servus Shares		**$1.44**
Servus Rewards		**$0.00**
Other MOA		**$52,000.00**
Accounts Payable		**$0.00**
Accounts Receivable	Teck	**$4,707.24**
	Alberta Culture	**$98,000.00**
	Parks Canada Heritage Places	**$250,000.00**
	A	
Assets		**$ 130,027.14**
Liabilities		
Total		**$854,671.50**

servus credit union

Crowsnest Pass Branch
2011 - 89 Street
Box 565
Coleman, Alberta
T0K 0M0
Tel: 1.877.378.8728

number of cheques enclosed: 8

Member Number: [redacted]

CROWSNEST CULTURAL & RECREATION
SOCIETY
CROWSNEST CANDO
[redacted]

All in One® Statement

For the period ending August 31, 2023

KPMG LLP are presently engaged in the audit of Servus Credit Union's October 31, 2023 financial statements. If there are any discrepancies that you believe are errors with the information in this statement, please contact our external auditor KPMG LLP at servus@kpmg.ca or 780.246.3324. For regular account enquiries contact Servus directly at 1.877.378.8728 or Mastercard Contact Centre at 1.844.334.3808.

servus credit union

General - Business Plan 30 #0

Date	Description	Withdrawals($)	Deposits($)	Balance($)
Aug 01	Opening Balance			120,389.93
Aug 01	Enmax | 000009930769	(85.00)		120,304.93
Aug 03	Cheque #1225	(127.50)		120,177.43
Aug 03	Cheque #1224	(401.63)		119,775.80
Aug 03	Cheque #1232	(387.98)		119,387.82
Aug 04	Cheque #1228	(145.89)		119,241.93
Aug 14	Business Deposit		100.00	119,341.93
Aug 14	Business Deposit		65.00	119,406.93
Aug 14	Cheque #1233	(190.05)		119,216.88
Aug 14	Cheque #1229	(630.00)		118,586.88
Aug 15	Cheque #1231	(124.28)		118,462.60
Aug 18	Deposit		150.00	118,612.60
Aug 23	Cheque #1234	(225.75)		118,386.85
Aug 28	Canada Federal Payment |		3.00	118,389.85
Aug 29	Enmax | 000009930769	(85.00)		118,304.85
Aug 31	Service Fee	(20.00)		118,284.85
	Total	**(2,423.08)**	**318.00**	

Servus Rewards #2

Profit Share Rewards cash is your reward for being loyal to us. Servus pays Profit Share Rewards cash based on the average balances you hold in your loans and deposits. Profit Share Rewards cash does not include common or investment share dividends, which are separate parts of our Profit Share® program. For more information, see servus.ca.

Date	Description	Withdrawals($)	Deposits($)	Balance($)
Aug 01	Opening Balance			0.00
	Total	**0.00**	**0.00**	

Roxy Project - Community Plan #3

Date	Description	Withdrawals($)	Deposits($)	Balance($)
Aug 01	Opening Balance			0.00
	Total	**0.00**	**0.00**	

Business High Yield Savings #0

Opening Interest Rate (%)	1.500	Closing Interest Rate (%)	1.500
Interest Received Curr. Yr ($)	586.47		

Date	Description	Withdrawals($)	Deposits($)	Balance($)
Aug 01	Opening Balance			1,648.73
Aug 31	Credit Interest		2.10	1,650.83
	Total	**0.00**	**2.10**	

INVESTMENTS

GIC - 1 Year Redeemable #1

Start Date	20Jul2023	Interest Rate (%)	2.500
Maturity Date	20Jul2024	Accrued Interest	143.84

Date	Description	Withdrawals($)	Deposits($)	Balance($)
Aug 01	Opening Balance			50,000.00
	Total	**0.00**	**0.00**	

GIC - 1 Year Redeemable #2

Start Date	20Jul2023	Interest Rate (%)	2.500
Maturity Date	20Jul2024	Accrued Interest	143.84

Date	Description	Withdrawals($)	Deposits($)	Balance($)
Aug 01	Opening Balance			50,000.00
	Total	**0.00**	**0.00**	

Member Number: [redacted]
For the period ending August 31, 2023

GIC - 1 Year Redeemable #3

Start Date	20Jul2023	Interest Rate (%)	2.500
Maturity Date	20Jul2024	Accrued Interest	143.84

Date	Description	Withdrawals($)	Deposits($)	Balance($)
Aug 01	Opening Balance			50,000.00
	Total	**0.00**	**0.00**	

GIC - 1 Year Redeemable #4

Start Date	20Jul2023	Interest Rate (%)	2.500
Maturity Date	20Jul2024	Accrued Interest	143.84

Date	Description	Withdrawals($)	Deposits($)	Balance($)
Aug 01	Opening Balance			50,000.00
	Total	**0.00**	**0.00**	

MEMBERSHIP SUMMARY

Deposit & Investment Accounts	Balance($)
Chequing Accounts	118,284.85
Savings Accounts	1,650.83
Common Shares	1.44
Investments	200,000.00
Accrued Interest	575.34

Borrowing Accounts	Balance($)

If you find any errors in this statement, please contact your branch within 30 days of the statement date.

2024 Category 1 Grant Funding Application

Organization Information	
Name of Organization	Southwest Alberta Regional Search and Rescue Society (SARSAR)
Organization Website	www.sarsar.ca
Is the Organization a registered charity or not-for-profit organization?	Yes

Purpose
Purpose of Organization
This funding would be used to support our modernization and new member expenses, as we have expanded our response area to include the CNP. We have over 40 members and assist people who are in need in the backcountry from the CNP and beyond. SARSAR helps to promote tourism by giving visitors the peace of mind that strong SAR capacity exists in our area. Our volunteer run charity is very grateful for the significant financial support we receive from both the Town of Pincher Creek and the MD of Pincher Creek. With our re-branding to a more regional approach and many calls in the CNP area, we are now looking for support from this council as well. Without this funding, SARSAR will continue to work tirelessly to provide this service to our community through seeking alternative funding streams, though granting for operational expenses is very difficult to find.

Additional Information	
Has the organization previously applied for a grant from the Municipality of Crowsnest Pass?	No
Has the organization applied for grant funds from sources other than the Municipality of Crowsnest Pass?	Yes
If you applied for and were denied funding from other sources, please list them here.	
If you applied for and were granted funding from other sources, please list them here.	

Additional Information
Town of Pincher Creek - $11,127.50 (received for 2023) MD of Pincher Creek - $11,127.50 (received for 2023)
Have you performed any other fundraising projects? If yes; what and how much was raised?
Lethbridge Casino - $33,938.84 over 3 years

Previous Municipal Grant History
List the last two grants your organization has received from the Municipality of Crowsnest Pass:
Have you provided the Municipality of Crowsnest Pass with a formal completion report for grant funds received?
If not, why has the report not been filed?

Category 1 Grant Request Information
Which grant category is your organization applying for in this application?
Category 1
Total Amount Requested
11127.5
Is the amount requested for operating or capital expenditures?
Both Operating and Capital
Please provide a full description of the project.
As we have expanded our response area and recruited more skilled volunteers, the funding we are requesting from the CNP would help us cover the costs of vital communication software and important PPE and response equipment for our new team members. With our modernization project, supported in part by the Government of Canada, we are moving to a digital platform for callouts and incident reporting and communication. The ability to maintain strong communication, even in remote areas, is vital to our operations and the safety of our team. We have purchased a Starlink Roam system to allow

Category 1 Grant Request Information
us portable connection to the internet, which comes with a monthly subscription cost. This remote wifi access will allow us to complete our necessary Incident Command System (ICS) forms while on callouts, while also keeping in communication with our team and other community agencies we work with on responses. We use satellite communication systems (inReaches) to keep track of our teams in the field and maintain communication for safety and tracking purposes. These also come with a monthly subscription cost. We have recruited heavily from the CNP area recently, and need to equip our new members with radios for communication, as well as jackets for safety and comfort while training and responding. Our members work in adverse conditions (eg. mountainous, winter, extreme winds, nighttime) and need adequate protection. The jackets we have chosen for uniform pieces provide a superior protection for the elements, extreme durability and layering option in colder weather, as well as a lighter option in warmer weather, while being highly visible for for searches, aerial searches and helicopter long-line work. Through a partnership with Arcteryx, we are able to obtain these technical garments at a significant discount. The financial report we are seeking would support our additional operating expenses and new membership packages as we modernize and expand.
If your request includes capital allocations, what is the estimated completion date of the project.
06/30/2024 00:00:00
Did you get quotes for the proposed capital project?
Yes
Quotes for Project
Hardshell Uniform Jacket (Arcteryx) - $567.99 Softshell Uniform Jacket (Arcteryx) - $183.75 ICOM Radio & Programming (Wi-Com Solutions) - $437.00

Financial
Please upload your most recent financial statement
Attached
Please upload your current year financials and next year's operating budget.
Attached
Supporting information (if needed)
Attached
If you are a recipient of a community grant from the Municipality of Crowsnest Pass, do you verify that you will file the required report within 30 days of grant expenditure?

Financial
Yes

SARSAR Additional Information

Expansion & Rescue Capacity

In 2021 SASAR, formerly known as Pincher Creek Search and Rescue, began discussions to expand our response area to include the Crowsnest Pass. In 2022, we changed our name and began recruiting more members from the CNP, specifically those with Mountain Rescue skills. As we all saw an increase in recreation in our area, the need for expanded mountain rescue capabilities was clear.

Over the past two years and coming out of COVID, our organization has worked tirelessly to increase our membership (doubling our members from 20 to over 40 members; and recruiting 25% more women into our once male-dominated organization). We develop a specialized Mountain Rescue Team, most of which are residents of the CNP, and we have invested over $100,000 in training and equipment to equip this team with technical helicopter and long-long rescue capacity. The ability to have this capacity locally saves time, money and ultimately the safety and lives of those recreating in our beautiful backcountry. In the past year, we have been to 14 calls and have utilized helicopters for 3 incidents since our team was certified last fall.

We have been very fortunate to receive stable funding for many years from both the town of Pincher Creek and the MD of Pincher Creek. This type of funding is vital to our organization, because it allows the flexibility to spend on operating expenses, a category which is difficult to acquire grants for. Our work has been recognized by the significant grants we have received lately both locally, provincially and nationally. Most recently, we received over $50,000 from the Government of Canada's *Community Services Recovery Fund* towards modernizing and digitizing our operations - allowing us to focus less on cumbersome paperwork, and more on our important training and SAR callouts. We are now reaching out to the municipality of CNP to support our important volunteer work through assisting with our modernization efforts and equipment for new members, as we have expanded our service area to formally include the CNP. With your generous support, SARSAR will have the capacity to serve not only the members of our community, but also tourists who have grown to love our area and want to enjoy the backcountry with the peace of mind knowing there are skilled rescuers available.

We would be happy to make a presentation to council to further discuss the growth and abilities of our team and answer any questions you may have. SARSAR would also want to recognize any contribution the council could make through social media, photo opportunities, newspaper articles, etc. Thank you in advance for your consideration.

Southwest Alberta Regional Search and Rescue Society

Balance Sheet

As of May 31, 2023

Nicholas Morantz
President

LG
Lucas Gurba
Treasurer

	TOTAL
Assets	
Current Assets	
Cash and Cash Equivalent	
ATB Casino	26,512.04
ATB Chequing	81,927.51
ATB GIC - Mastercard Guarantee	1,022.18
ATB T-BILL SVGS 25	0.00
Reserve - Equipment	6,150.00
Reserve - Incident	3,000.00
Reserve - Operating	14,750.00
Reserve - Radio	2,000.00
Unreserved T-Bill	3,912.46
Total ATB T-BILL SVGS 25	**29,812.46**
Total Cash and Cash Equivalent	**$139,274.19**
Accounts Receivable (A/R)	
1210 GST receivable - Rebate filed	769.62
Total Accounts Receivable (A/R)	**$769.62**
Total Current Assets	**$140,043.81**
Non-current Assets	
Property, plant and equipment	
EQUIPMENT	**8,541.50**
VEHICLES	**5,544.54**
Total Property, plant and equipment	**$14,086.04**
Total Non Current Assets	**$14,086.04**
Total Assets	**$154,129.85**
Liabilities and Equity	
Liabilities	
Current Liabilities	
Accounts Payable (A/P)	
2000 Accounts Payable	5,420.53
Accounts Payable (A/P) - USD	-0.01
Total Accounts Payable (A/P)	**$5,420.52**
Credit Card	
ATB Mastercard	432.17
Total Credit Card	**$432.17**
2200 GST Rebate Owing (Receivable)	-136.26
2520 Deferred Revenue - Ground SAR Provincial Training Grant	5,404.13
Total Current Liabilities	**$11,120.56**
Total Liabilities	**$11,120.56**
Equity	
3000 Opening Bal Equity	74,463.40
Retained Earnings	23,470.93
Profit for the year	45,074.96
Total Equity	**$143,009.29**
Total Liabilities and Equity	**$154,129.85**

Southwest Alberta Regional Search and Rescue Society

Profit and Loss

September 2022 - August 2023

	TOTAL
INCOME	
4100 Casino Grant	34,984.91
4200 Ground SAR Provincial Training Grants	42,500.00
4300 Corporate Donations	9,000.00
4400 Foundations	14,500.00
4500 Bank Interest	22.56
Total Income	**$101,007.47**
GROSS PROFIT	**$101,007.47**
EXPENSES	
6100 Response Equipment	23,628.39
6200 Communications Capability	
6220 Satellite Communications	1,561.86
6230 Incident Phone Lines	741.95
Total 6200 Communications Capability	**2,303.81**
6300 Training	18,206.50
Hosted Courses	
SAR Basics Course	2,913.75
Total Hosted Courses	**2,913.75**
Total 6300 Training	**21,120.25**
6650 Legal and professional fees	683.75
6800 Administration	
6840 Bank Services	0.60
6851 Software	464.13
Total 6800 Administration	**464.73**
6866 Rental	36.87
6920 Travel	567.96
6930 Uniforms	5,917.50
6999 GST Expense	1,209.15
Total Expenses	**$55,932.41**
OTHER EXPENSES	
Reconciliation Discrepancies-1	0.10
Total Other Expenses	**$0.10**
PROFIT	**$45,074.96**

2023-2024 SARSAR Budget													
DRAFT									Grants to apply for and corresponding projects				
	Planner	Budget	Unrestricted	GC Recovery	CNP SAR Donation	Casino	Municipality of CNP Grant	NWP Mine	TC Energy	CIP Grant	TECK Mine	Vision Credit Union	OFC Train
Income													
Current Income													
Municipal Grants (tentative)	Fundraise	$33,382.50	$22,255.00				$11,127.50						
		$0.00											
Corporate Donations	Fundraise												
Assured	Fundraise	$5,500.00						$5,500.00					
Tentative	Fundraise	$130,000.00							$20,000.00		$100,000.00	$10,000.00	
Total	Fundraise	**$168,882.50**	**$22,255.00**	**$0.00**	**$0.00**	**$0.00**	**$0.00**	**$5,500.00**	**$20,000.00**	**$0.00**	**$100,000.00**	**$10,000.00**	**$0.00**
Provincial Training Grant	Train	$0.00											
Casino Grant	Fundraise	$0.00											
Foundations	Fundraise	$2,500.00	$2,500.00										
Service Club Donations	Fundraise	$10,000.00			$10,000.00								
Incident Donations	Fundraise	$200.00	$200.00										
Member Donations	Fundraise	$0.00	$0.00										
Incident Fees	Preplan												
Work Income	Fundraise	$0.00	$0.00										
Bank Interest	Treasurer	$50.00	$25.00			$25.00							
Total Current Income		**$181,632.50**	**$24,980.00**	**$0.00**	**$10,000.00**	**$25.00**	**$11,127.50**	**$5,500.00**	**$20,000.00**	**$0.00**	**$100,000.00**	**$10,000.00**	**$0.00**
Deferrals													
Prev year remaining fund balance		$123,067.78	$10,119.09	$40,862.00		$20,971.44				$42,500.00			8615.25
Prev year expense brought forward		-$200.00				-$200.00							
Defer to future years		-$10,000.00				-$10,000.00							
Net		**$112,867.78**	**$10,119.09**	**$40,862.00**	**$0.00**	**$10,771.44**	**$0.00**	**$0.00**	**$0.00**	**$42,500.00**	**$0.00**	**$0.00**	**$8,615.25**
Total Income		**$294,500.28**	**$35,099.09**	**$40,862.00**	**$10,000.00**	**$10,796.44**	**$11,127.50**	**$5,500.00**	**$20,000.00**	**$42,500.00**	**$100,000.00**	**$10,000.00**	**$8,615.25**
Expense													
Technology Committee													
Radio Communications	Technology	$500.00	500										
PCES Phone Line Repayment	Technology	$4,500.00	$4,500.00										
Active 911	Technology	$600.00	$600.00										
Virtual phone system (phone.com)	Technology	$300.00	$300.00										
Satellite Communications (InReach/Last years SAT Phone)	Technology	$4,000.00	1400				$2,600.00						
Starlink Subscription	Technology	$2,250.00	472.5				$1,777.50						
Website and server	Technology	$50.00	$50.00										
D4H Subscription	Technology	$110.00	$110.00										
New Satellite Messengers/Trackers	Technology												
Total	Technology	**$12,310.00**	**$7,932.50**	**$0.00**	**$0.00**	**$0.00**	**$4,377.50**	**$0.00**	**$0.00**	**$0.00**	**$0.00**	**$0.00**	**$0.00**
Membership Committee													
Advertising	Memb	$300.00	$300.00										
Recruitment and Retention	Memb	$300.00	$300.00										
Search shirts	Memb	$500.00	$500.00										
Search hats	Memb	$0.00											
Search jackets	Memb	$8,000.00	$2,000.00			$6,000.00							
New Member Package (Uniform jackets, radio, harness, t-shirt)	Memb	$6,750.00					$6,750.00						
Total	Memb	**$15,850.00**	**$3,100.00**	**$0.00**	**$0.00**	**$6,000.00**	**$6,750.00**	**$0.00**	**$0.00**	**$0.00**	**$0.00**	**$0.00**	**$0.00**
Training Committee													
Monthly training	Train	$300.00	$300.00										
Standard first aid	Train	$1,000.00	1000										

2023-2024 SARSAR Budget													
DRAFT									Grants to apply for and corresponding projects				
	Planner	Budget	Unrestricted	GC Recovery	CNP SAR Donation	Casino	Municipality of CNP Grant	NWP Mine	TC Energy	CIP Grant	TECK Mine	Vision Credit Union	OFC Train
Basic Helicopter Training	Train	$8,615.25											8615.25
Heli Sling Training	Train	$42,500.00								$42,500.00			
Rope Rescue Course	Train	$2,500.00	$2,500.00										
SAR Basics course	Train	$0.00											
Swift Water Rescue course	Train	$0.00											
Wilderness First Aid course	Train	$0.00											
ATV Safety course	Train	$0.00											
Avalanche courses	Train	$800.00	$800.00										
Mantracking course	Train	$0.00											
Team Leader course	Train	$0.00											
Total	Train	**$55,715.25**	**$4,600.00**	**$0.00**	**$0.00**	**$0.00**	**$0.00**	**$0.00**	**$0.00**	**$42,500.00**	**$0.00**	**$0.00**	**$8,615.25**
Preplan Committee													
Books (paper/electronic)	Preplan	$200.00	$200.00										
Incident Expense (unrecovered)	Preplan	$400.00	$400.00										
Search Manager course (external)	Train	$0.00											
GC Recovery		$40,862.00		$40,862.00									
Total		**$41,462.00**	**$600.00**	**$40,862.00**	**$0.00**	**$0.00**	**$0.00**	**$0.00**	**$0.00**	**$0.00**	**$0.00**	**$0.00**	**$0.00**
Technical Rescue Equipment	Technical	$5,500.00						$5,500.00					
CNP Specific Gear Cache (CNP SAR Donation)	Technical	$10,000.00			$10,000.00								
High priority rescue equipment	Technical	$1,500.00				1500							
Medium priority rescue equipment	Technical	$30,000.00							$20,000.00			10000	
Low priority rescue equipment	Technical	$0.00											
Response Vehicle (van or truck with cap)	Technical	$100,000.00									$100,000.00		
Total	Technical	**$147,000.00**	**$0.00**	**$0.00**	**$10,000.00**	**$1,500.00**	**$0.00**	**$5,500.00**	**$20,000.00**	**$0.00**	**$100,000.00**	**$10,000.00**	**$0.00**
Prevention Committee	Prevent	$1,000.00	$1,000.00										
Prevention	Prevent	$0.00				$0.00							
Total	Prevent	**$1,000.00**	**$1,000.00**	**$0.00**	**$0.00**	**$0.00**	**$0.00**	**$0.00**	**$0.00**	**$0.00**	**$0.00**	**$0.00**	**$0.00**
Accounting Services	Admin	$1,700.00				$1,700.00							
Total	Admin	**$1,700.00**	**$0.00**	**$0.00**	**$0.00**	**$1,700.00**	**$0.00**	**$0.00**	**$0.00**	**$0.00**	**$0.00**	**$0.00**	**$0.00**
Regional Commitments													
SARA Membership	Admin	$150.00	$150.00										
Regional/Provincial Meetings	President	$0.00											
Total		**$150.00**	**$150.00**	**$0.00**	**$0.00**	**$0.00**	**$0.00**	**$0.00**	**$0.00**	**$0.00**	**$0.00**	**$0.00**	**$0.00**
Administration													
Bank Services	Treasurer	$150.00	$150.00										
Government Services	Secretary	$0.00	$0.00										
Office Supplies	Secretary	$400.00	$400.00										
Postal Services	Secretary	$300.00	$300.00										
Software (Quickbooks)	Admin	$800.00	$800.00										
Total		**$1,650.00**	**$1,650.00**	**$0.00**	**$0.00**	**$0.00**	**$0.00**	**$0.00**	**$0.00**	**$0.00**	**$0.00**	**$0.00**	**$0.00**
Response Equipment	Equip												
Equipment Maintenance	Equip	$200.00	200										
Vehicle Maintenance	Equip	$5,000.00	5000										
Vehicle Insurance	Equip	$1,500.00				1500							
Response Supplies	Equip	$150.00	150										

2023-2024 SARSAR Budget													
DRAFT													
									Grants to apply for and corresponding projects				
	Planner	Budget	Unrestricted	GC Recovery	CNP SAR Donation	Casino	Municipality of CNP Grant	NWP Mine	TC Energy	CIP Grant	TECK Mine	Vision Credit Union	OFC Train
Sling Annual Inspection	Equip	$1,050.00	1050										
Total	Equip	**$7,900.00**	**$6,400.00**	**$0.00**	**$0.00**	**$1,500.00**	**$0.00**	**$0.00**	**$0.00**	**$0.00**	**$0.00**	**$0.00**	**$0.00**
Total Expenses		**$284,737.25**	**$25,432.50**	**$40,862.00**	**$10,000.00**	**$10,700.00**	**$11,127.50**	**$5,500.00**	**$20,000.00**	**$42,500.00**	**$100,000.00**	**$10,000.00**	**$8,615.25**
Net Income (Loss)		**$9,763.03**	**$9,666.59**	**$0.00**	**$0.00**	**$96.44**	**$0.00**	**$0.00**	**$0.00**	**$0.00**	**$0.00**	**$0.00**	**$0.00**
Reserves Commitments (Draws)													
Response Vehicles (OHV,Truck)	Treasurer	$5,000.00	$5,000.00										
Radio	Treasurer	$0.00											
Incident	Treasurer	$0.00											
Operating	Treasurer	$0.00											
Boost Hook 5 year Rebuild	Treasurer	$2,000.00	$2,000.00										
Boost Softgoods 10 year Replacement	Treasurer	$2,500.00	$2,500.00										
Total		**$9,500.00**	**$9,500.00**	**$0.00**	**$0.00**	**$0.00**	**$0.00**	**$0.00**	**$0.00**	**$0.00**	**$0.00**	**$0.00**	**$0.00**
Net Income (Loss) after reserve contribution		**$263.03**	**$166.59**	**$0.00**	**$0.00**	**$96.44**	**$0.00**	**$0.00**	**$0.00**	**$0.00**	**$0.00**	**$0.00**	**$0.00**

SARSAR CNP Cat 1 - Project Budget

Item	Total Cost	
Satellite Communications (InReach)	$2,600.00	
Starlink Subscription (partial annual cost)	$1,777.50	***(5x) New member package**
New Membership Package*	$6,750.00	$600 Arteryx Hardshell
TOTAL:	**$11,127.50**	$200 Arcteryx Softshell
		$500 Radio
		$50 Radio Harness

Financial Statements

Southwest Alberta Regional Search and Rescue Society
For the period ended August 31, 2022

Prepared on
October 28, 2022

Table of Contents

Auditors' Report....3

Balance Sheet....4

Statement of Operations and Equity....5

Auditors' Report

We the undersigned have audited the attached financial statements.

In our opinions these financial statements present fairly in all material respects the financial position of the Southwest Alberta Regional Search and Rescue Society as of August 31, 2022.

Andrew Fairhurst

Date: 10 29 22

Kelly Dolan

Date: October 30, 2022

Balance Sheet

As of August 31, 2022

	As of Aug. 31, 2022	Total As of Aug. 31, 2021 (PY)
ASSETS		
Current Assets		
Cash and Cash Equivalent		
ATB Casino	0.11	22,163.93
ATB Chequing	54,544.62	106,297.34
ATB GIC - Mastercard Guarantee	1,022.18	1,031.72
ATB T-BILL SVGS 25	29,812.46	29,697.32
Total Cash and Cash Equivalent	**85,379.37**	**159,190.31**
Accounts Receivable (A/R)		
1210 GST rebate receivable	1,170.32	803.34
Total Accounts Receivable (A/R)	**1,170.32**	**803.34**
Total Current Assets	**86,549.69**	**159,993.65**
Non-current Assets		
Property, plant and equipment		
EQUIPMENT	8,541.50	11,543.24
VEHICLES	5,544.54	7,185.22
Total Property, plant and equipment	**14,086.04**	**18,728.46**
Total Non Current Assets	**14,086.04**	**18,728.46**
Total Assets	**$100,635.73**	**$178,722.11**
LIABILITIES AND EQUITY		
Liabilities		
Current Liabilities		
Accounts Payable (A/P)		
Accounts Payable (A/P) - USD	-0.01	-0.01
Total Accounts Payable (A/P)	**-0.01**	**-0.01**
Credit Card		
ATB Mastercard	0.00	289.97
Total Credit Card	**0.00**	**289.97**
2200 GST paid	0.00	-366.75
2510 Deferred Revenue - AGLC Casino	0.00	22,163.93
2520 Deferred Revenue - Ground SAR Provincial Training Grant	5,404.13	5,404.13
2530 Deferred Revenue - 2017 Shell SIF - 5 yr	0.00	22,058.64
Total Current Liabilities	**5,404.12**	**49,549.91**
Total Liabilities	**5,404.12**	**49,549.91**
Equity		
3000 Opening Bal Equity	74,463.40	74,463.40
Retained Earnings	54,708.80	51,254.45
Profit for the year	-33,940.59	3,454.35
Total Equity	**95,231.61**	**129,172.20**
Total Liabilities and Equity	**$100,635.73**	**$178,722.11**

Statement of Operations and Equity

September 2021 - August 2022

		Total
	Sep. 2021 - Aug. 2022	Sep. 2020 - Aug. 2021 (PY)
INCOME		
4000 Municipal Grants	44,510.00	
4100 Casino Grant	23,993.03	4,298.42
4300 Corporate Donations	29,058.64	
4400 Foundations	124.80	
4460 Private Donations	5,176.39	8,975.00
4500 Bank Interest	161.33	141.40
Total Income	**103,024.19**	**13,414.82**
GROSS PROFIT	**103,024.19**	**13,414.82**
EXPENSES		
6100 Response Equipment	117,588.19	1,587.99
6200 Communications Capability	3,465.33	4,961.33
6600 Regional Commitments	300.00	
6650 Legal and professional fees	4,713.42	641.25
6800 Administration	2,386.13	2,769.90
6865 Insurance	1,667.13	
6866 Rental	50.00	
6900 Fundraising Expenses	1,785.18	
6910 GST expense 2.5%	366.98	
6950 Amortization Expense	4,642.42	
Total Expenses	**136,964.78**	**9,960.47**
PROFIT	**$ -33,940.59**	**$3,454.35**

Website: www.sarsar.ca



Facebook: [Southwest Alberta Regional Search and Rescue]

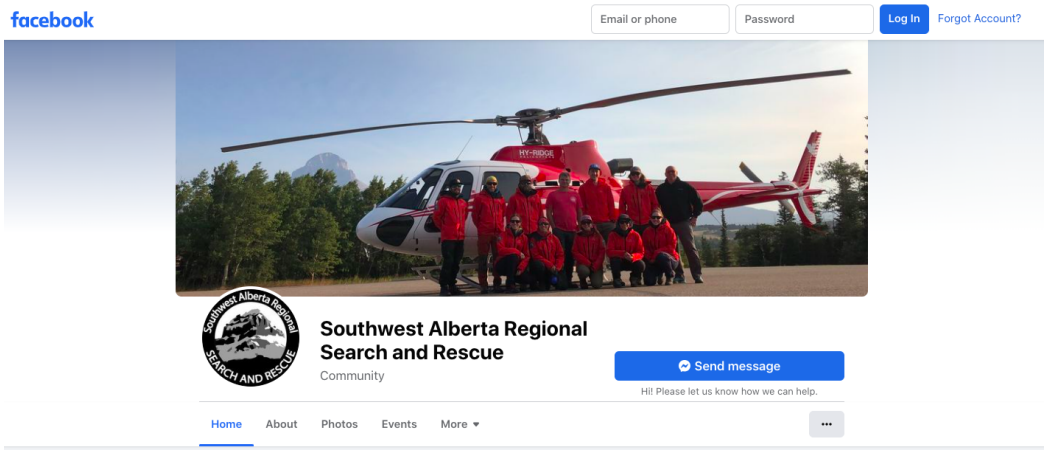

Instagram: [@southwest_alberta_regional_sar]

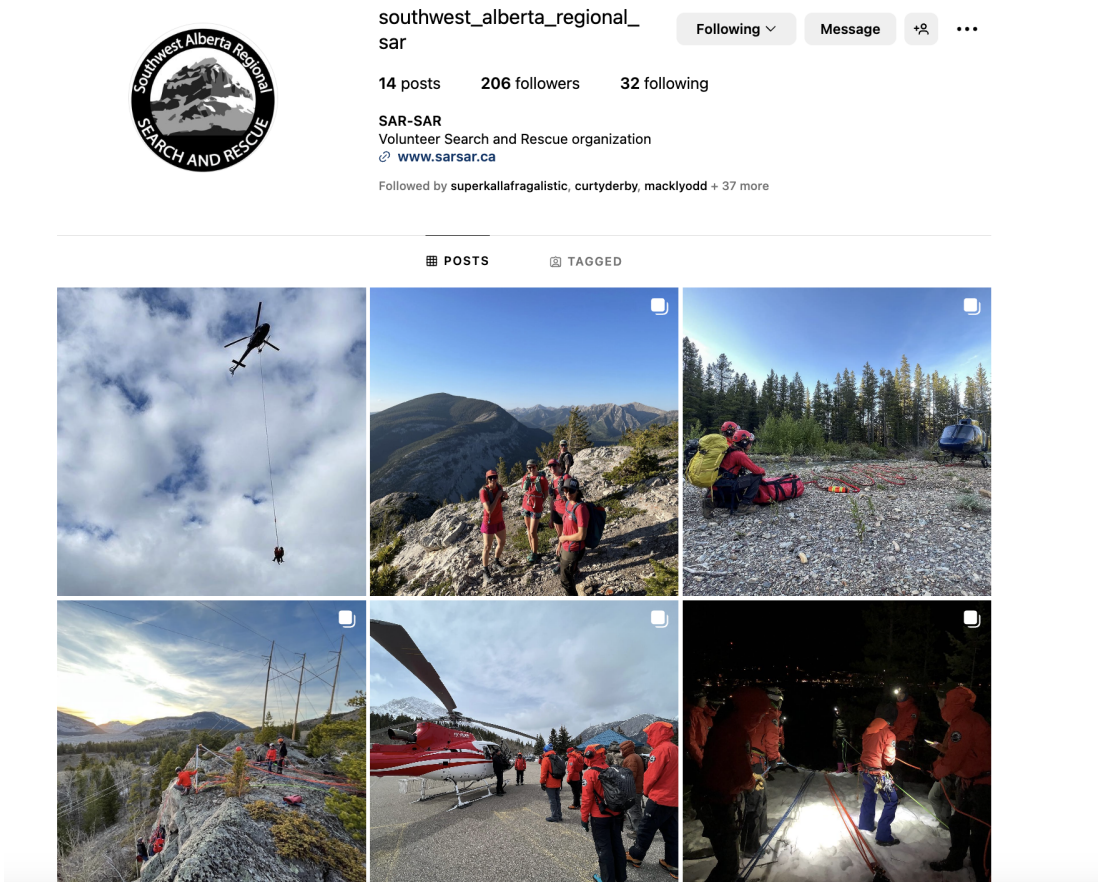

AGENDA ITEM 6

2024 CATEGORY 2 GRANT APPLICATIONS

2024 Category 2 Grant Funding Application

Organization Information	
Name of Organization	Crowsnest Pass Chamber of Commerce
Organization Website	www.cnpchamber.ca
Is the Organization a registered charity or not-for-profit organization?	Yes

Purpose
Purpose of Organization
As a community leader, our mission is to empower businesses to thrive and cultivate a vibrant and livable environment for all. Through our commitment to growth, we offer increased visibility, referrals, discounts and benefits, networking opportunities, and advocacy services to our members. Let us help you achieve your goals and create a better place to live, learn, work, and play!

Additional Information	
Has the organization previously applied for a grant from the Municipality of Crowsnest Pass?	Yes
Has the organization applied for grant funds from sources other than the Municipality of Crowsnest Pass?	No
If you applied for and were denied funding from other sources, please list them here.	
If you applied for and were granted funding from other sources, please list them here.	
Have you performed any other fundraising projects? If yes; what and how much was raised?	

Additional Information
No

Previous Municipal Grant History
List the last two grants your organization has received from the Municipality of Crowsnest Pass:
In February of 2021 we received a grant in the amount of $3491 to host the annual lifestyle show.
Have you provided the Municipality of Crowsnest Pass with a formal completion report for grant funds received?
Yes
If not, why has the report not been filed?

Category 2 & 3 Grant Request Information
Name of Event
Best of Crowsnest Gala
Activity Type
Hosting a Charitable Event or Community Event/Celebration
If you chose "Other" above, please explain the event activity here.
When will this event/activity take place?
10/19/2024
Total Amount Requested
10000
Please provide a report outlining the event or activity.
Best of Crowsnest Gala allows the residents of the CNP to celebrate the business in our community. This is a great way for the Municipality staff along with Mayor and Council to come out and meet our business community and put a face to a name. This gala allows for community groups and business to be recognized. This is an adult only event.

Category 2 & 3 Grant Request Information
Funds requested for this event would go toward entertainment for the evening and plaques for all the winners. Plaques would have sponsored by the Municipality of Crowsnest Pass on them as recognition for the grant.

Financial
Please upload your most recent financial statement
Attached
Please upload your current year financials and next year's operating budget.
Attached
Supporting information (if needed)
Attached
If you are a recipient of a community grant from the Municipality of Crowsnest Pass, do you verify that you will file the required report within 30 days of grant expenditure?
Yes

Crowsnest Pass Chamber of Commerce

Profit and Loss

September 2022 - August 2023

	TOTAL
INCOME	
4000 Program Income	
4040 Chamber Group Insurance	2,850.69
4070 Best of Crowsnest	12,756.17
4080 Golf Tournament	2,465.00
4100 CrowFest	42,413.87
4101 Crowfest Apparel	370.00
Total 4100 CrowFest	**42,783.87**
4350 Meeting/AGM	1,454.00
4360 Membership	19,612.17
4700 Visitor Guide	39,740.00
Total 4000 Program Income	**121,661.90**
4001 Grants	-9,643.40
Sales	0.00
Sales of Product Income	668.30
Uncategorized Income	400.00
Total Income	**$113,086.80**
COST OF GOODS SOLD	
5000 Program Expense	1,099.44
5070 Best of Crowsnest	8,155.95
5080 Golf Tournament	6,427.50
5100 CrowFest	29,349.84
5250 Beautification	75.00
5350 Meeting/AGM (Lunch/Afterh/Brk)	2,233.36
5360 Membership	2,133.93
5500 Marketing	318.56
5700 Visitor Guide	30,999.25
5750 Contractor Expense	6,951.80
Total 5700 Visitor Guide	**37,951.05**
Total 5000 Program Expense	**87,744.63**
Total Cost of Goods Sold	**$87,744.63**
GROSS PROFIT	**$25,342.17**
EXPENSES	
6000 Administration	1,802.07
6010 Advertising and Promotion	7,921.83
6050 Bank/ Merchant Service Charges	262.25
6200 Membership	65.00
6300 Insurance	2,180.00
6400 Management Fee	173.25
6500 Office Lease (Xerox)	997.50
6510 Office Supplies	1,464.26
6550 Printing and Reproduction	419.93
6600 Rent	5,666.25

Crowsnest Pass Chamber of Commerce

Profit and Loss

September 2022 - August 2023

	TOTAL
6650 Repair and Maintenance	
6655 Office Repairs/ Maintenance	180.00
Total 6650 Repair and Maintenance	**180.00**
6800 Telephone and Communication	1,090.11
6880 Utilities	43.00
6900 Wages Expense	-797.98
6910 Wages	26,069.15
6920 CPP	1,216.68
6930 EI	487.50
6950 WCB	415.00
Total 6900 Wages Expense	**27,390.35**
Total 6000 Administration	**49,655.80**
6840 Tourist Hut General Expenses	0.00
6999 Uncategorized Expenses	2,798.92
Advertising/Promotional	164.41
QuickBooks Payments Fees	1,078.67
Total Expenses	**$53,697.80**
PROFIT	**$ -28,355.63**

2024 Category 2 Grant Funding Application

Organization Information	
Name of Organization	Crowsnest Pass Chamber of Commerce
Organization Website	www.cnpchamber.ca
Is the Organization a registered charity or not-for-profit organization?	Yes

Purpose
Purpose of Organization
As a community leader, our mission is to empower businesses to thrive and cultivate a vibrant and livable environment for all. Through our commitment to growth, we offer increased visibility, referrals, discounts and benefits, networking opportunities, and advocacy services to our members. Let us help you achieve your goals and create a better place to live, learn, work, and play!

Additional Information	
Has the organization previously applied for a grant from the Municipality of Crowsnest Pass?	Yes
Has the organization applied for grant funds from sources other than the Municipality of Crowsnest Pass?	No
If you applied for and were denied funding from other sources, please list them here.	
If you applied for and were granted funding from other sources, please list them here.	
Have you performed any other fundraising projects? If yes; what and how much was raised?	

Additional Information
No

Previous Municipal Grant History
List the last two grants your organization has received from the Municipality of Crowsnest Pass:
In February of 2021 we received a grant in the amount of $3491 to host the annual lifestyle show.
Have you provided the Municipality of Crowsnest Pass with a formal completion report for grant funds received?
Yes
If not, why has the report not been filed?

Category 2 & 3 Grant Request Information
Name of Event
Member Appreciation Event
Activity Type
Hosting a Charitable Event or Community Event/Celebration
If you chose "Other" above, please explain the event activity here.
When will this event/activity take place?
4/23/2024
Total Amount Requested
2000
Please provide a report outlining the event or activity.
The member appreciation event would be in partnership with the Crowsnest Pass Golf Club. This would allow the CNP Chamber the opportunity to appreciate their members while bringing some attention to the world class golf course in our community. Funds would go towards the cost of food at the event at this adults only event. Recognition would be

Category 2 & 3 Grant Request Information
given to the Municipality of CNP at the event for sponsoring the event.

Financial
Please upload your most recent financial statement
Attached
Please upload your current year financials and next year's operating budget.
Attached
Supporting information (if needed)
Attached
If you are a recipient of a community grant from the Municipality of Crowsnest Pass, do you verify that you will file the required report within 30 days of grant expenditure?
Yes

Crowsnest Pass Chamber of Commerce
Budget Overview: Member Appreciation

	Sep. 2023	Oct. 2023	Nov. 2023	Dec. 2023	Jan. 2024	Feb. 2024	Mar. 2024	Apr. 2024	May-24	Jun. 2024	Jul. 2024	Aug. 2024	Total
Income													
4100 Member Appreciation													
4101 Grant	0.00	0.00	0.00	0.00	0.00	0.00	0.00	2,000.00	0.00	0.00	0.00	0.00	2,000.00
Total 4000 Program Income	**$ 0.00**	**$ 0.00**	**$ 0.00**	**$ 0.00**	**$ 0.00**	**$ 0.00**	**$ 0.00**	**$ 2,000.00**	**$ 0.00**	**$ 0.00**	**$ 0.00**	**$ 0.00**	**$ 2,000.00**
Cost of Goods Sold													
5000 Program Expense													0.00
5100 Food	0.00	0.00	0.00	0.00	0.00	0.00	0.00	2,000.00	0.00	0.00	0.00	0.00	2,000.00
Total 5000 Program Expense	**$ 0.00**	**$ 0.00**	**$ 0.00**	**$ 0.00**	**$ 0.00**	**$ 0.00**	**$ 0.00**	**$ 2,000.00**	**$ 0.00**	**$ 0.00**	**$ 0.00**	**$ 0.00**	**$ 2,000.00**
Gross Profit	**$ 0.00**	**$ 0.00**	**$ 0.00**	**$ 0.00**	**$ 0.00**	**$ 0.00**	**$ 0.00**	**$ 0.00**	**$ 0.00**	**$ 0.00**	**$ 0.00**	**$ 0.00**	**$ 0.00**

Crowsnest Pass Chamber of Commerce

Profit and Loss

September 2022 - August 2023

	TOTAL
INCOME	
4000 Program Income	
4040 Chamber Group Insurance	2,850.69
4070 Best of Crowsnest	12,756.17
4080 Golf Tournament	2,465.00
4100 CrowFest	42,413.87
4101 Crowfest Apparel	370.00
Total 4100 CrowFest	**42,783.87**
4350 Meeting/AGM	1,454.00
4360 Membership	19,612.17
4700 Visitor Guide	39,740.00
Total 4000 Program Income	**121,661.90**
4001 Grants	-9,643.40
Sales	0.00
Sales of Product Income	668.30
Uncategorized Income	400.00
Total Income	**$113,086.80**
COST OF GOODS SOLD	
5000 Program Expense	1,099.44
5070 Best of Crowsnest	8,155.95
5080 Golf Tournament	6,427.50
5100 CrowFest	29,349.84
5250 Beautification	75.00
5350 Meeting/AGM (Lunch/Afterh/Brk)	2,233.36
5360 Membership	2,133.93
5500 Marketing	318.56
5700 Visitor Guide	30,999.25
5750 Contractor Expense	6,951.80
Total 5700 Visitor Guide	**37,951.05**
Total 5000 Program Expense	**87,744.63**
Total Cost of Goods Sold	**$87,744.63**
GROSS PROFIT	**$25,342.17**
EXPENSES	
6000 Administration	1,802.07
6010 Advertising and Promotion	7,921.83
6050 Bank/ Merchant Service Charges	262.25
6200 Membership	65.00
6300 Insurance	2,180.00
6400 Management Fee	173.25
6500 Office Lease (Xerox)	997.50
6510 Office Supplies	1,464.26
6550 Printing and Reproduction	419.93
6600 Rent	5,666.25

Crowsnest Pass Chamber of Commerce

Profit and Loss

September 2022 - August 2023

	TOTAL
6650 Repair and Maintenance	
6655 Office Repairs/ Maintenance	180.00
Total 6650 Repair and Maintenance	**180.00**
6800 Telephone and Communication	1,090.11
6880 Utilities	43.00
6900 Wages Expense	-797.98
6910 Wages	26,069.15
6920 CPP	1,216.68
6930 EI	487.50
6950 WCB	415.00
Total 6900 Wages Expense	**27,390.35**
Total 6000 Administration	**49,655.80**
6840 Tourist Hut General Expenses	0.00
6999 Uncategorized Expenses	2,798.92
Advertising/Promotional	164.41
QuickBooks Payments Fees	1,078.67
Total Expenses	**$53,697.80**
PROFIT	**$ -28,355.63**

2024 Category 2 Grant Funding Application

Organization Information	
Name of Organization	Crowsnest Pass Chamber of Commerce
Organization Website	www.cnpchamber.ca
Is the Organization a registered charity or not-for-profit organization?	Yes

Purpose
Purpose of Organization
As a community leader, our mission is to empower businesses to thrive and cultivate a vibrant and livable environment for all. Through our commitment to growth, we offer increased visibility, referrals, discounts and benefits, networking opportunities, and advocacy services to our members. Let us help you achieve your goals and create a better place to live, learn, work, and play!

Additional Information	
Has the organization previously applied for a grant from the Municipality of Crowsnest Pass?	Yes
Has the organization applied for grant funds from sources other than the Municipality of Crowsnest Pass?	No
If you applied for and were denied funding from other sources, please list them here.	
If you applied for and were granted funding from other sources, please list them here.	
Have you performed any other fundraising projects? If yes; what and how much was raised?	

Additional Information
No

Previous Municipal Grant History
List the last two grants your organization has received from the Municipality of Crowsnest Pass:
In February of 2021 we received a grant in the amount of $3491 to host the annual lifestyle show.
Have you provided the Municipality of Crowsnest Pass with a formal completion report for grant funds received?
Yes
If not, why has the report not been filed?

Category 2 & 3 Grant Request Information
Name of Event
Christmas in the Mountains
Activity Type
Hosting a Charitable Event or Community Event/Celebration
If you chose "Other" above, please explain the event activity here.
When will this event/activity take place?
11/30/2024
Total Amount Requested
5000
Please provide a report outlining the event or activity.
Christmas in the mountains is an initiative we will work with the Municipality and Crowsnest Community Market to create an event for the entire community. The event includes, Santa, a parade, market, late night shopping, shop local campaign, hot chocolate, cookies and a bon fire. This grant would go towards a beautification project. Business would be invited to participate in a

Category 2 & 3 Grant Request Information
wreath making event where they create a wreath free of charge and hang it on their business. Our hope is that this would entice business owners to embrace the beautification and decorate the rest of their business in festive/winter spirit. This event would be advertise the Municipality as being the sponsor of this event.

Financial
Please upload your most recent financial statement
Attached
Please upload your current year financials and next year's operating budget.
Attached
Supporting information (if needed)
Attached
If you are a recipient of a community grant from the Municipality of Crowsnest Pass, do you verify that you will file the required report within 30 days of grant expenditure?
Yes

Crowsnest Pass Chamber of Commerce

Profit and Loss

September 2022 - August 2023

	TOTAL
INCOME	
4000 Program Income	
4040 Chamber Group Insurance	2,850.69
4070 Best of Crowsnest	12,756.17
4080 Golf Tournament	2,465.00
4100 CrowFest	42,413.87
4101 Crowfest Apparel	370.00
Total 4100 CrowFest	**42,783.87**
4350 Meeting/AGM	1,454.00
4360 Membership	19,612.17
4700 Visitor Guide	39,740.00
Total 4000 Program Income	**121,661.90**
4001 Grants	-9,643.40
Sales	0.00
Sales of Product Income	668.30
Uncategorized Income	400.00
Total Income	**$113,086.80**
COST OF GOODS SOLD	
5000 Program Expense	1,099.44
5070 Best of Crowsnest	8,155.95
5080 Golf Tournament	6,427.50
5100 CrowFest	29,349.84
5250 Beautification	75.00
5350 Meeting/AGM (Lunch/Afterh/Brk)	2,233.36
5360 Membership	2,133.93
5500 Marketing	318.56
5700 Visitor Guide	30,999.25
5750 Contractor Expense	6,951.80
Total 5700 Visitor Guide	**37,951.05**
Total 5000 Program Expense	**87,744.63**
Total Cost of Goods Sold	**$87,744.63**
GROSS PROFIT	**$25,342.17**
EXPENSES	
6000 Administration	1,802.07
6010 Advertising and Promotion	7,921.83
6050 Bank/ Merchant Service Charges	262.25
6200 Membership	65.00
6300 Insurance	2,180.00
6400 Management Fee	173.25
6500 Office Lease (Xerox)	997.50
6510 Office Supplies	1,464.26
6550 Printing and Reproduction	419.93
6600 Rent	5,666.25

Crowsnest Pass Chamber of Commerce

Profit and Loss

September 2022 - August 2023

	TOTAL
6650 Repair and Maintenance	
6655 Office Repairs/ Maintenance	180.00
Total 6650 Repair and Maintenance	**180.00**
6800 Telephone and Communication	1,090.11
6880 Utilities	43.00
6900 Wages Expense	-797.98
6910 Wages	26,069.15
6920 CPP	1,216.68
6930 EI	487.50
6950 WCB	415.00
Total 6900 Wages Expense	**27,390.35**
Total 6000 Administration	**49,655.80**
6840 Tourist Hut General Expenses	0.00
6999 Uncategorized Expenses	2,798.92
Advertising/Promotional	164.41
QuickBooks Payments Fees	1,078.67
Total Expenses	**$53,697.80**
PROFIT	**$ -28,355.63**

2024 Category 2 Grant Funding Application

Organization Information	
Name of Organization	Crowsnest Pass Chamber of Commerce
Organization Website	https://cnpchamber.ca/
Is the Organization a registered charity or not-for-profit organization?	Yes

Purpose
Purpose of Organization
As a community leader, our mission is to empower businesses to thrive and cultivate a vibrant and livable environment for all. Through our commitment to growth, we offer increased visibility, referrals, discounts and benefits, networking opportunities, and advocacy services to our members. Let us help you achieve your goals and create a better place to live, learn, work, and play! We would use the funds from this grant to enhance the entertainment portion of Crowfest to bring in a band or entertainer with a larger following. This would result in a larger turn out for the event. These funds would also cover the cost of lights and sound for Crowfest.

Additional Information	
Has the organization previously applied for a grant from the Municipality of Crowsnest Pass?	Yes
Has the organization applied for grant funds from sources other than the Municipality of Crowsnest Pass?	No
If you applied for and were denied funding from other sources, please list them here.	
If you applied for and were granted funding from other sources, please list them here.	

Additional Information
Have you performed any other fundraising projects? If yes; what and how much was raised?
No

Previous Municipal Grant History
List the last two grants your organization has received from the Municipality of Crowsnest Pass:
In February of 2021 we received a grant in the amount of $3491 to host the annual lifestyle show.
Have you provided the Municipality of Crowsnest Pass with a formal completion report for grant funds received?
Yes
If not, why has the report not been filed?

Category 2 & 3 Grant Request Information
Name of Event
Crowfest
Activity Type
Hosting a Charitable Event or Community Event/Celebration
If you chose "Other" above, please explain the event activity here.
When will this event/activity take place?
7/19/2024
Total Amount Requested
15000
Please provide a report outlining the event or activity.
The CNP Chamber ,the Municipality of Crowsnest Pass, the Crowsnest Market, and various Business Partners have come together to create “CROWFEST, an annual event planned for July 19 and 20 in

Category 2 & 3 Grant Request Information
downtown Blairmore. Bringing the community together, encouraging tourism and shopping local is the goal. A fun and entertaining event for the everyone! We would use the funds from this grant to enhance the entertainment portion of Crowfest to bring in a band or entertainer with a larger following. This would result in a larger turn out for the event. These funds would also cover the cost of lights and sound for Crowfest. There will be an outdoor market, live music, bouncy castles, pancake breakfast, a beer garden that showcases what the Crowsnest Pass and area have to offer for food and beverage and much more. This is a family friendly event that provides opportunities for various groups to get involved and earn some money for their groups. We anticipate that next years event will see approx 2000 people enjoy the event.

Financial
Please upload your most recent financial statement
Attached
Please upload your current year financials and next year's operating budget.
Attached
Supporting information (if needed)
Attached
If you are a recipient of a community grant from the Municipality of Crowsnest Pass, do you verify that you will file the required report within 30 days of grant expenditure?
Yes

Crowsnest Pass Chamber of Commerce

Profit and Loss

September 2022 - August 2023

	TOTAL
INCOME	
4000 Program Income	
4040 Chamber Group Insurance	2,850.69
4070 Best of Crowsnest	12,756.17
4080 Golf Tournament	2,465.00
4100 CrowFest	42,413.87
4101 Crowfest Apparel	370.00
Total 4100 CrowFest	**42,783.87**
4350 Meeting/AGM	1,454.00
4360 Membership	19,612.17
4700 Visitor Guide	39,740.00
Total 4000 Program Income	**121,661.90**
4001 Grants	-9,643.40
Sales	0.00
Sales of Product Income	668.30
Uncategorized Income	400.00
Total Income	**$113,086.80**
COST OF GOODS SOLD	
5000 Program Expense	1,099.44
5070 Best of Crowsnest	8,155.95
5080 Golf Tournament	6,427.50
5100 CrowFest	29,349.84
5250 Beautification	75.00
5350 Meeting/AGM (Lunch/Afterh/Brk)	2,233.36
5360 Membership	2,133.93
5500 Marketing	318.56
5700 Visitor Guide	30,999.25
5750 Contractor Expense	6,951.80
Total 5700 Visitor Guide	**37,951.05**
Total 5000 Program Expense	**87,744.63**
Total Cost of Goods Sold	**$87,744.63**
GROSS PROFIT	**$25,342.17**
EXPENSES	
6000 Administration	1,802.07
6010 Advertising and Promotion	7,921.83
6050 Bank/ Merchant Service Charges	262.25
6200 Membership	65.00
6300 Insurance	2,180.00
6400 Management Fee	173.25
6500 Office Lease (Xerox)	997.50
6510 Office Supplies	1,464.26
6550 Printing and Reproduction	419.93
6600 Rent	5,666.25

Crowsnest Pass Chamber of Commerce

Profit and Loss

September 2022 - August 2023

	TOTAL
6650 Repair and Maintenance	
6655 Office Repairs/ Maintenance	180.00
Total 6650 Repair and Maintenance	**180.00**
6800 Telephone and Communication	1,090.11
6880 Utilities	43.00
6900 Wages Expense	-797.98
6910 Wages	26,069.15
6920 CPP	1,216.68
6930 EI	487.50
6950 WCB	415.00
Total 6900 Wages Expense	**27,390.35**
Total 6000 Administration	**49,655.80**
6840 Tourist Hut General Expenses	0.00
6999 Uncategorized Expenses	2,798.92
Advertising/Promotional	164.41
QuickBooks Payments Fees	1,078.67
Total Expenses	**$53,697.80**
PROFIT	**$ -28,355.63**

2024 Category 2 Grant Funding Application

Organization Information	
Name of Organization	Kananaskis Rodeo Association
Organization Website	https://kraprorodeo.com
Is the Organization a registered charity or not-for-profit organization?	Yes

Purpose
Purpose of Organization
The KRA exists to encourage and facilitate the sport of rodeo and the western lifestyle in our area to our youth and residents. The KRA does this through holding an annual pro rodeo, organizing various western/horsemanship clinics, mini rodeo series, community rides and supporting youth in their rodeo and equine ventures. The KRA also prides ourselves on being an economic boost for the whole community including local restaurants and hotels, which host not only competitors but guests who have travelled from afar to watch the rodeo.

Additional Information	
Has the organization previously applied for a grant from the Municipality of Crowsnest Pass?	Yes
Has the organization applied for grant funds from sources other than the Municipality of Crowsnest Pass?	No
If you applied for and were denied funding from other sources, please list them here.	
If you applied for and were granted funding from other sources, please list them here.	

Additional Information
Have you performed any other fundraising projects? If yes; what and how much was raised?
The KRA partakes in the Casino Fundraiser which occurs every 3-4 years, although those funds can only be used for specific reasons. The KRA also volunteers to bartend for local organizations in form of donation in return.

Previous Municipal Grant History
List the last two grants your organization has received from the Municipality of Crowsnest Pass:
2022 - $27,600 (which had been carried over from 2020 as we had no rodeo) Purpose - Professional Rodeo 2023 - $27,600 - Purpose - Professional Rodeo
Have you provided the Municipality of Crowsnest Pass with a formal completion report for grant funds received?
Yes
If not, why has the report not been filed?

Category 2 & 3 Grant Request Information
Name of Event
Kananaskis Pro Rodeo
Activity Type
Hosting a Charitable Event or Community Event/Celebration
If you chose "Other" above, please explain the event activity here.
When will this event/activity take place?
4/26/2024
Total Amount Requested
28000

Category 2 & 3 Grant Request Information
Please provide a report outlining the event or activity.
Attached in supporting documentation.

Financial
Please upload your most recent financial statement
Attached
Please upload your current year financials and next year's operating budget.
Attached
Supporting information (if needed)
Attached
If you are a recipient of a community grant from the Municipality of Crowsnest Pass, do you verify that you will file the required report within 30 days of grant expenditure?
Yes

Kananaskis Rodeo Association
Community Funding and Support Application
Municipality of the Crowsnest Pass
Submission – September 2023

Contact: Joe Trotz
Cell Phone: 403-563-0115
Home Number: 403-563-5100
Mailing Address: PO Box 402, Coleman, Alberta T0K 0M0
Email Address: joetrotz@telus.net

Name of Event: 2024 Kananaskis Professional Rodeo
Type of Event: Hosting a Community Event or Celebration

2021 was to be our 39th year of hosting the Kananaskis Professional Rodeo. Our association was forging ahead with community sponsorships, bookings and commitments in order to present the rodeo over the years of 2020 and 2021.

Our 2023 Pro Rodeo was a great success, with multiple changes and collaboration with neighbouring communities such as the Piikani Nation, to bring our first ever Warrior Relay Race Demonstration. We also were able to successfully show the rodeo in the Curling Club Lounge in the Sportsplex for more accessibility for seniors, those with disabilities and those who chose not to sit in the crowd.

Now, going into 2024 we are proud and excited to be celebrating our 40th Anniversary of the Kananaskis Pro Rodeo. We hope to make this our best rodeo yet with even more exciting entertainment, including the hopes to bring in a big-name band for the whole community to enjoy at the cabaret. We continue to work hard with the Women's Rodeo Association to offer break away roping as a sanctioned event, which all spectators have enjoyed greatly. This has put a spotlight on the women of rodeo, and we continue to champion these ladies in all their endeavours.

We will again hold the Junior Rodeo on Saturday afternoon, which is free for the whole community to attend. This is a great opportunity for local youth (and adults) to show off their skills to all those who attend. We also ensure we have veterinarians and sports medicine personnel throughout the whole event to care for the animals and contestants. Our volunteers

will sell the 50/50 tickets to benefit the lucky ticket holder, as well as our organization. We also create Sheriffs badges to raffle off for multiple community-based baskets. These are always a great hit to all the local kids who get to wear them around.

The Grand Entry Riders along with our Rodeo Clown, Dennis Halstead, travel around to the local schools to put on a great show on Friday Afternoon. The KRA also gives away multiple school tickets to ensure all local kids can enjoy the rodeo action.

The funding we receive from the Municipality of the Crowsnest Pass enables us to rent the Sportsplex to hold the event. The current rate to rent the facility totals approximately $29,000. Our organization works tirelessly to raise the funds to cover the event itself, however, we are not able to proceed with any of our planning without Municipal Funding to assist with the rent and to pay the municipality staff needed for the facility.

Respectfully yours,

Joe Trotz, President, Kananaskis Rodeo Association

RDD Accounting

Tax preparation and Retirement planning

Notice to Reader

On the basis of information provided by the association, I have compiled the statement of financial position of Kananaskis Rodeo Association as at June, 30, 2022 and the statements of operations and changes in net assets and cash flows for the year then ended.

I have not preformed an audit or a review engagement in respect of these financial statements and, accordingly, I express no assurance thereon.

Readers are cautioned that these statements may not be appropriate for their purposes.

Lethbridge, Alberta

September 27, 2022

Tax preparer

Kananaskis Rodeo Association
Statement of Operations and Changes in Net Assets
For the year ended June 30, 2022
(Unaudited - Notice to Reader)

		2022	2021
Revenue			
Rodeo events	$	111,770	0
Sponsors		45,370	-487
Municipality of Crowsnest Pass Grant		0	0
Casino revenue		0	0
Interest		0	5
Donations		11,870	0
		169,010	-482
Expenses			
Stock fees		27,600	0
Rodeo expenses		93,736	1,514
Rodeo payouts		9,990	0
Rent		26,083	0
Miscelaneous		0	0
Advertising and promotion		16,057	212
Dues and memberships		75	0
Donations		4,650	0
Professional fees		600	900
Insurance		5,235	550
Repairs and maintenance		8,876	0
Office		6,366	1,628
Interest and bank charges		483	208
		199,752	5,012
(Deficiency) excess of revenue over expenses		-30,742	-5,493
Transfer to Casino account		-4,142	-5,053
Expenses paid out of Casino account		13,833	0
Net assets, beginning of year		64,513	75,059
Net assets, end of year		43,462	64,513

Kananaskis Rodeo Association
Statement of Financial Position
as at June 30, 2022
(Unaudited - Notice to Reader)

		2022	2021
Assets			
Current			
Cash (note 2)	$	62,436	92,962
GST		0	-412
		62,436	92,550
Investment (note 3)		1	1
	$	62,437	92,551
Liability and Net Assets			
Deferred revenue - casino funds	$	18,975	28,038
Net Assets		43,462	64,513
	$	62,437	92,551

Kananaskis Rodeo Association
Statement of Cash Flows
For the year ended June 30, 2022
(Unaudited - Notice to Reader)

		2022	2021
Cash flows from operating activities			
(Deficiency) excess of revenue over expenses	$	-30,742	-5,493
Change in non-cash working capital items			
GST		217	473
Deferred revenue - casino funds		0	0
Net increase(decrease) in cash		-30,525	-5,020
Cash, beginning of year		92,962	97,982
Cash, end of year	$	62,437	92,962

Kananaskis Rodeo Association
Statement of Cash Flows
For the year ended June 30, 2022
(Unaudited - Notice to Reader)

Nature of operations

Kananaskis Rodeo Association is an organization that hosts the community's annual Pro-Rodeo and Dance. The association was incorporated under the Societies Act of Alberta. It qualifies as a not-for-profit organization as defined in the Income Tax Act, and as such, is exempt from income taxes under Section 149 (1) (f).

Cash

		2022	2021
Servus Credit Union - operating account	$	43,461	64,923
Scotiabank - casino account		18,975	28,039
	$	62,436	92,962

Investment

		2022	2021
Servus Credit Union - common shares	$	1	1

INCOME		2018	2019	2022	2023
RODEO DOOR	FRIDAY	9027	7464.6	13650	10564.37
	SAT	9733	7654.5	14085	10265
	SUNDAY	7984	4405	10776	9230
TOTAL		26744	19524	38511	30059.37
50/50		4118	2561	3642	4786
LOUNGE		1310	1858	3702.5	1449
PROGRAMS		1285	272	1009	444.8
DANCE DOOR		6959	4694	10820	10600
DANCE LIQUOR		18013	15476	28154	25951
BULL		584	515	645	835
SPEAKER		0	156		
BEER STORE		10575	8932	13863	19055.35
ROOM 2		750	770	810	885
BADGE DRIVE		1788	2000	2009.75	2973
JR RODEO				60	19
RAFFLE				192	1850
MISC		0	1000	85	
RODEO CONTESTANTS				19306	17421
SPONSORSHIP				80000	88025
TOTAL		71069	61885	202809.3	204353.5

RODEO EXPENSES

			2022	2023
FOSTER PARK INS			550	550
PARTY KING BULL			2300	2106.3
ANIMAL FEED			3455	3398
BAND			5000	5250
CROWSNEST INSURANCE			4685	4915
ANNOUNCER BRETT GARDNER			3937.5	3937.5
PICK UP JASON RESCH			1500	1750
PICK UP DARCY MCKINNES			1500	1750
CLOWN DENNIS HOLSTEAD			4095	4095
CHASE KEELEY			1200	1200
HOUSTON GLEESON		cantral gravelle	1200	1200
CPRA	(fees)		4988.05	5221.8
MD CNP RENT			25883.21	26483.21
LASY 2 RANCH	(stock)		2100	2205
LAURA DINGERVILLE	(sheep)		500	500
BIG SCREEN			12594.75	13350.75
RYAN PIETRUCKI SOUND		shawn morton	3700	4200
PEARL KERSEY LADIES BRONC	(prizes)		1000	1050
PASS HERALD			685	525
BLAIRMORE LIONS	(donation)		1250	1250
PASS PYRANNAS	(donation)		1000	0
QUAD SQUAD	(donation)		1500	1500
BCMI	(rooms)		1188.1	2485.2
KANATA	(rooms)		3589.37	1300.77
CPRA			43606	41751
SPORTS MED			3050	3450
KESLER	(stock)		25000	26300
A&B LIQUOR			14863.3	13720.65
CCHS	(donation)		500	500
TOD BAKER VET			1417.5	1837.5
COLEMAN CRISTIAN CENTER	(parking)		200	200
FIRST STUDENT			544.49	630
COPY MAGIC			4934.45	2463.02
PASS BEVERAGES			732.43	647.36
COLEMAN HUSKY	(fuel)		1670.22	2399.25
LIMBER PINE	(volunteers meal)		1695.43	0
DIRT IN AND OUT	meals1344.19 fuel1670.22		3434.37	1838.83
CROWSNEST PASS SKATEBOARDING			0	1000
HOME HARDWARE			477.97	0
TRACY LINDERMAN			4000	4401.25
KIM LEWIS			4000	4401.25
PUBLIC IMAGE			118.13	0
TICKETS			201.6	0

D BACHURA	(advertizing&office)		725.62	
COPY MAGIC			5293.55	2208.92
C-CAN			7239.32	0
CROWSNEST CURLING CLUB			200	200
STINGRAY RODEO			418.66	787.5
SHOOTIN THE BREEZE			882	525
PRO SERVE			210	0
MISC			1311.68	123.87
JR RODEO			48.52	945
FLOWERS			50	0
STINGRAY RODEO		cjdr	630	252
POSTERS			151.5	254.1
WESTERN STOCKMAN			2887.5	3811.5
CNP WASTE			551.25	651
BAND MEAL			287.7	223.7
CFBZ-FM			529.2	252
REPAIR ARENA			551.25	0
WOMENS RESOURCE CENTRE	DONATION		500	0
CROWSNEST PASS FOOD BANK	DONATION		500	0
cando			0	100
IGA				271.28
BIKES				331.8
PURCHASE BADGES				500.08
FLAGS AND BANNERS				287.6
			3307.5	
TRACTOR INSURANCE				33
			226122.1	207522

2024 Category 2 Grant Funding Application

Organization Information	
Name of Organization	Coleman Community Society
Organization Website	ColemanCommunitySociety.com
Is the Organization a registered charity or not-for-profit organization?	Yes

Purpose
Purpose of Organization
The funds would be used to hold free events which attract hundreds of local residents and visitors. The funds are used to buy materials, entertainment, and food, for these free events. We sell hot dogs and drinks at Canada Day, and the Country Market, but at the lowest possible price so many people can enjoy a snack. We do not make much money from this. We cooperate with other groups such as the Coleman Legion, Coleman Lions, and Ag Society. We share our tents with other events such as the Crowsnest Nordic ski race and Skijoring. Without this grant, our very popular events would have to be scaled back or cancelled. Yes, we do have some money in our savings account, but that would only allow us to run our events for one or maybe two extra years.

Additional Information	
Has the organization previously applied for a grant from the Municipality of Crowsnest Pass?	Yes
Has the organization applied for grant funds from sources other than the Municipality of Crowsnest Pass?	Yes
If you applied for and were denied funding from other sources, please list them here.	
If you applied for and were granted funding from other sources, please list them here.	
Canadian Heritage, Crowsnest Pass Ag Society	

Additional Information
Have you performed any other fundraising projects? If yes; what and how much was raised?
No. We get a few dollars from donations at events. Our Snack Stand at Canada Day and Country Market is not intended to be a fundraiser, but a public service to the community.

Previous Municipal Grant History
List the last two grants your organization has received from the Municipality of Crowsnest Pass:
Received January 12, 2023 $6500.00 Received January 14, 2022 $3875.00
Have you provided the Municipality of Crowsnest Pass with a formal completion report for grant funds received?
No
If not, why has the report not been filed?
We have still have two events to occur this calendar year, so we will not know how much we have spent on these events. We are happy to provide a formal completion report by the end of January.

Category 2 & 3 Grant Request Information
Name of Event
Canada Day (July 1), County Market (Aug. Long weekend), Pumpkins in the Park (Nov 1), Christmas in the Park.(second Sunday in Dec)
Activity Type
Hosting a Charitable Event or Community Event/Celebration
If you chose "Other" above, please explain the event activity here.
When will this event/activity take place?
7/1/2024
Total Amount Requested
7000

Category 2 & 3 Grant Request Information
Please provide a report outlining the event or activity.
Canada Day - Family- Parade, local musicians, games, face painting, food vendors in Flumerfelt Park. Country Market - Part of Heritage Weekend activities - Family - vendors from near and far, local musicians, food vendors, silent auction for community group Pumpkins in the Park - Family- displaying carved pumpkins from Halloween along the path in Flumerfelt Park. Free hot chocolate is enjoyed in the shelter. The pumpkins are then donated to a local animal establishment. Christmas in the Park - Family, activities in Flumerfelt Park, including a hay ride, music, hot chocolate, free story books, and Santa. These events are attended by many people in the community as well as many visitors. These events are totally run by volunteers, including high school students, Air Cadets, along with other community groups that we have mentioned.

Financial
Please upload your most recent financial statement
Attached
Please upload your current year financials and next year's operating budget.
Attached
Supporting information (if needed)
Attached
If you are a recipient of a community grant from the Municipality of Crowsnest Pass, do you verify that you will file the required report within 30 days of grant expenditure?
Yes

Estimated Budget for 2024

Canada Day $5000

Similar to 2023, where we spent $4121.21.
Additional expenses might include additional entertainment.

Country Market $1000

Similar to 2023, where we spent $3315.51, income $3313.30.
We just broke even on this event, but anticipate some increase in the cost of things for next year.

Pumpkins in the Park $500

Similar to 2022, when we spent $403.13.
This event has not happened for 2023 yet.

Christmas in the Park $2000

Similar to 2022, when we spent $1536.38, with donations of $146.25.
The insurance for the hay wagon ride seems to go up every year, as well.
In 2022 it was $800 just for the insurance for the wagon ride. Luckily, the Ag Society helped out somewhat with this expense.

This event has not happened for 2023 yet.

Our additional estimated expenses include:

Insurance - $1000.00. It was $965.00 for 2023, which went up from 2022. So, we anticipate it will increase again next year.

Plants for Coleman street planters - $200. It cost $151.76 in 2022.
We do not have the final bill for 2023 yet.

Website - $200 annual charge for domain name.

Office expenses - $100 for paper, printing, postage

Advertising - $700 for advertising events.

We appreciate your continued support to keep our events free to all community members.

Audited Financial Statement for January to December 2022

COLEMAN COMMUNITY SOCIETY

BALANCE SHEET AS AT 12/31/22

CURRENT ASSETS	
Servus Credit Union Chequing Account	$ 3,689.05
Servus Credit Union Savings Account	$10,566.63
TOTAL ASSETS	$14,255.68

EQUITY	
Retained Earnings	$12,250.70
Current Earnings(Loss)	$ 1,764.93
Uncashed Cheques from last year #66,67	$ - 418.20
Uncashed Cheques: #111, #118	$ 658.25
TOTAL EQUITY	$14,255.68

Generated March 5, 2022
By Gail Des Moulins, Treasurer
Coleman Community Society

Approved by PAMELA NEWTON — Erin Matthews

Pamela Newton — Erin Matthews

VOLUNTEER — Director.

APRIL 1, 2023 — April 1, 2023

(Print Name & Position, Sign and Date)

2024 Category 2 Grant Funding Application

Organization Information	
Name of Organization	Crowsnest Pass Economic Development Society
Organization Website	www.cnpheritagefest.ca
Is the Organization a registered charity or not-for-profit organization?	Yes

Purpose
Purpose of Organization
The Crowsnest Pass Doors Open 7 Heritage Festival is an event that exists solely to showcase the extraordinary history of Crowsnest Pass. It shares the stories of the people, places and architecture of the area through free tours and culinary enriching experiences. The main purpose of the festival is to provide local residents and visitors with the opportunities to explore Crowsnest Pass' unique and amazing history, while combining a vast amount of heritage experiential opportunities into a fascinating weekend.

Additional Information	
Has the organization previously applied for a grant from the Municipality of Crowsnest Pass?	Yes
Has the organization applied for grant funds from sources other than the Municipality of Crowsnest Pass?	Yes
If you applied for and were denied funding from other sources, please list them here.	
If you applied for and were granted funding from other sources, please list them here.	
Every year we apply for the Building Communities Through Arts and Heritage through the Federal Government. This funding is not always guaranteed and always varies. Funding from the municipality in addition to this funding expands the cultural events we ca	

Additional Information
Have you performed any other fundraising projects? If yes; what and how much was raised?
No

Previous Municipal Grant History
List the last two grants your organization has received from the Municipality of Crowsnest Pass:
2023 Category 2 Grant funding $6000 2022 Category 2 Grant funding $5000
Have you provided the Municipality of Crowsnest Pass with a formal completion report for grant funds received?
Yes
If not, why has the report not been filed?

Category 2 & 3 Grant Request Information
Name of Event
Crowsnest Pass Doors Open & Heritage Festival
Activity Type
Hosting a Charitable Event or Community Event/Celebration
If you chose "Other" above, please explain the event activity here.
When will this event/activity take place?
8/8/2024
Total Amount Requested
6000
Please provide a report outlining the event or activity.
2023 Report attached.

Category 2 & 3 Grant Request Information
We acknowledge the support of the Municipality on our brochures, our website and at our Launch event. The impact of our event is to continue to educate and connect our residents and visitors with our rich history and culture here in Crowsnest Pass. Thousands of volunteer hours are put into this event throughout the year by multiple partners. We have about 15 key volunteers that have already started monthly meetings to start planning next years event. Our weekend long event is not only attended largely by youth but also our Launch Event is performed by the Heritage Youth Theatre Company. Municipal grant money is used towards advertising, local musicians/artists, heritage youth performers and to help offset the cost of the venue for the Launch Event. We advertise in local newspapers, local radio, print posters locally and in addition to local we advertise in Cranbrook/Lethbridge radio stations and printed 4000 brochures that are distributed throughout the community a month leading up to the event. We partner annually with over 30 other business'/organizations throughout Crowsnest Pass and attract between 7000-10000 people throughout the weekend. 2023 partners include: 1. Frank Slide Interpretive Centre 2. Crowsnest Museum & Archives 3. Crowsnest Historical Society 4. Heritage Crowsnest 5. Bellevue Underground Mine 6. Crowsnest Pass Allied Arts Association& Public Art Gallery 7. Crowsnest Cando 8. Coleman Community Society 9. Crowsnest Conservation Society 10. Crowsnest Community Market 11. Ministry of Arts, Culture and Status of Women 12. Community futures Crowsnest Pass 13. Municipality of Crowsnest Pass 14. Sentinel Summit #26 15. Northback 16. Heritage Youth Theatre Co. 17. Alberta Provicial Police Barracks 18. Uplift Adventures 19. Crowsnest Pottery Club 20. Blairmore Lions 21. Crowsnest Adventures 22. Coleman Seniors Drop In 23. Crowsnest Culture and Recreation Society 24. Limber Pine Smokehouse 25. Sweet Riders 26. Coleman Legion # 9 27. Crowsnest Pass Golf 28. Grand Union Hotel 29. Greenhill Hotel 30. Pass Pool 31. Indigenous Dancers and Drummers

Category 2 & 3 Grant Request Information
32. Groves Music 33. Pass Beer Co. 34. Crowsnest Pass Symphony

Financial
Please upload your most recent financial statement
Attached
Please upload your current year financials and next year's operating budget.
Attached
Supporting information (if needed)
Attached
If you are a recipient of a community grant from the Municipality of Crowsnest Pass, do you verify that you will file the required report within 30 days of grant expenditure?
Yes

Economic Development Board Society
Comparative Income Statement

	Actual 01/01/2022 to 31/12/2022	Actual 01/01/2021 to 31/12/2021
REVENUE		
Revenue		
Doors Open	19,800.00	20,075.00
Interest Revenue	18.75	139.57
Total Other Revenue	19,818.75	20,214.57
TOTAL REVENUE	19,818.75	20,214.57
EXPENSE		
General & Administrative Expe...		
Advertising & Promotions	882.79	0.00
Doors Open & Heritage Festival	19,423.91	19,171.95
Interest & Bank Charges	172.29	189.99
Total General & Admin. Expen...	20,478.99	19,361.94
TOTAL EXPENSE	20,478.99	19,361.94
NET INCOME	-660.24	852.63

Economic Development Board Society
Comparative Balance Sheet

	As at 31/12/2022		As at 31/12/2021	
AS				
Current Assets				
Chequing Bank Account	23,269.52		23,200.23	
Marketing Consortia	0.00		2,816.99	
Total Cash		23,269.52		26,017.22
Investments		0.00		18,748.48
Total Current Assets		23,269.52		44,765.70
TOTAL ASSET		23,269.52		44,765.70
LIABILITY				
Current Liabilities				
Account Payable (JE)		8,276.95		27,044.18
Deferred Revenue (Marketing Co...		0.00		2,068.71
Total Current Liabilities		8,276.95		29,112.89
TOTAL LIABILITY		8,276.95		29,112.89
EQUITY				
Owners Equity				
Fund Balance- Previous Year		15,652.81		14,800.18
Current Earnings		-660.24		852.63
Total Fund Balance		14,992.57		15,652.81
TOTAL EQUITY		14,992.57		15,652.81
LI IES AND EQUITY		23,269.52		44,765.70

2024 Category 2 Grant Funding Application

Organization Information	
Name of Organization	Crowsnest Consolidated High School
Organization Website	www.crowsnesthighschool.ca
Is the Organization a registered charity or not-for-profit organization?	Yes

Purpose
Purpose of Organization
Education.

Additional Information	
Has the organization previously applied for a grant from the Municipality of Crowsnest Pass?	Yes
Has the organization applied for grant funds from sources other than the Municipality of Crowsnest Pass?	No
If you applied for and were denied funding from other sources, please list them here.	
If you applied for and were granted funding from other sources, please list them here.	
Have you performed any other fundraising projects? If yes; what and how much was raised?	
No	

Previous Municipal Grant History
List the last two grants your organization has received from the Municipality of Crowsnest Pass:
2023 - $4000 & 2022 - $4000
Have you provided the Municipality of Crowsnest Pass with a formal completion report for grant funds received?
Yes
If not, why has the report not been filed?

Category 2 & 3 Grant Request Information
Name of Event
CCHS 2024 Grad Ceremonies
Activity Type
Graduation Ceremonies
If you chose "Other" above, please explain the event activity here.
When will this event/activity take place?
May 10, 2024
Total Amount Requested
4000
Please provide a report outlining the event or activity.
CCHS 2024 Grad Ceremonies - Spring celebration, dinner, diplomas and awards for high school graduation

Financial
Please upload your most recent financial statement
Attached
Please upload your current year financials and next year's operating budget.

Financial
Attached
Supporting information (if needed)
Attached
If you are a recipient of a community grant from the Municipality of Crowsnest Pass, do you verify that you will file the required report within 30 days of grant expenditure?
Yes

GRADUATION 2023
Financial Statement

Operational Funds – Carry Forward	$ 2000.00
Revenue	
Grad Banquet	7283.45
Fundraising Bottle Drive	7201.30
Municipality of the Crowsnest Pass Grant	4000.00
Senior Supper Donations	5722.00
Grad Levy	4800.00
Grad Hoodies	2079.00
Total Revenue	**$33085.75**
Expenditures	
Grad Hot Lunch	207.90
Arena Rental	2299.15
Grad Yeti Mugs	1201.67
Grad Lunch – Bottle Drive	107.76
May Banquet Dinner	9254.18
Decorations	6240.47
Hoodies	2079.00
Cap and Gown Honorarium Gust Speakers	250.00
Cap and Gown Flowers	523.24
Ceremony Photographer	1050.00
Helium for balloons	650.00
Dry Clean Tablecloths	2298.19
Cap and Gown Programs	201.62
Valedictorian Gift	188.99
Cap and Gown Refreshments	554.57
Senior Supper Turkeys	300.00
Gown rentals	1289.21
Prom Thank you plants	280.54
Banquet Caterer Servers	360.00
Misc. Grad Supplies	478.04
Total Expenditures	**$29814.53**
Revenue over Expenditures	**$3271.22**
Transfer to Grad Legacy	**1271.22**
Starting Operating Funds 2023-24	**$2000.00**

2024 Category 2 Grant Funding Application

Organization Information	
Name of Organization	Bellecrest Community Association
Organization Website	https://www.bellecrest.ca
Is the Organization a registered charity or not-for-profit organization?	Yes

Purpose
Purpose of Organization
The Bellecrest Community Association was founded in 1982 and has been bringing the residents of the Crowsnest Pass together with family friendly events, activities and volunteer opportunities since then. Bellecrest Days brings together over 1000 people from all communities in the Crowsnest Pass as well as the surrounding area for fun and friendship every June and also puts on smaller events and activities throughout the year such as the Million Lights Festival and member socials. In 2024, we aim to return Bellecrest Days to a 3 day event, including an outdoor music concert with cooperation from the SunDawg Festival Committee. The events, activities and opportunities offered by the Bellecrest Association help to foster a sense of pride in our community, gives residents a chance to make new friends and show our appreciation for this wonderful place we call home. Without the support and funding of the Municipality of the Crowsnest Pass none of these things would be possible.

Additional Information	
Has the organization previously applied for a grant from the Municipality of Crowsnest Pass?	Yes
Has the organization applied for grant funds from sources other than the Municipality of Crowsnest Pass?	Yes
If you applied for and were denied funding from other sources, please list them here.	

Additional Information
If you applied for and were granted funding from other sources, please list them here.
In 2022 funding was acquired from the Lethbridge Community Priorities Grant to purchase sound equipment for the stage located in the Bellevue Memorial Park.
Have you performed any other fundraising projects? If yes; what and how much was raised?
During Bellecrest Days each year a silent auction and 50/50 draw are held as additional fundraising for the Bellecrest Association. Our silent auction raised $784 and the 50/50 raised $1712.50. We also ask local businesses and organizations for additional donations to help support our events.

Previous Municipal Grant History
List the last two grants your organization has received from the Municipality of Crowsnest Pass:
2020 Municipal Grant (used in 2022) $5000 2023 Municipal Grant $6500
Have you provided the Municipality of Crowsnest Pass with a formal completion report for grant funds received?
No
If not, why has the report not been filed?
The 2023 funding received from the municipality will not be used until the completion off the Million Lights Festival in December 2023. Bellecrest Days financials as well as the general association financials have been included with this application.

Category 2 & 3 Grant Request Information
Name of Event
2024 Community Events (Bellecrest Days, Million Lights Festival, Canada Day, Doors Open and Heritage Festival)
Activity Type

Category 2 & 3 Grant Request Information
Hosting a Charitable Event or Community Event/Celebration
If you chose "Other" above, please explain the event activity here.
When will this event/activity take place?
6/14/2024
Total Amount Requested
20000
Please provide a report outlining the event or activity.
The Bellecrest Community Association would like to host/participate in the following large events in 2024: Bellecrest Days, Canada Day, Doors Open and Heritage Festival and the Million Lights Festival (Festival of Lights). All marketing posters, as well as ads, would include the Municipality of the Crowsnest Pass as a contributor and include it's logo. These events bring together the community with more than 1000 people from all age categories in attendance for large events fostering a respect and love for the Crowsnest Pass. These events build friendship and compassion in our communities and demonstrate the value of volunteering.

Financial
Please upload your most recent financial statement
Attached
Please upload your current year financials and next year's operating budget.
Attached
Supporting information (if needed)
Attached
If you are a recipient of a community grant from the Municipality of Crowsnest Pass, do you verify that you will file the required report within 30 days of grant expenditure?
Yes

Bellecrest Community Association

2024 Community Events

Bellecrest Days (Fri. - Sun.), Festival of Lights, Doors Open (Heritage Days), Canada Day 2024

Receipts	
Municipality CNP	$ 20,000.00
AGLC	$ 5,000.00
Donations	$ 4,000.00
Total Receipts	**$ 29,000.00**

Expenditures	
Carnival for Kids at Heart	$ 5,000.00
Petting Zoo	$ 1,000.00
Henna Tattoo	$ 250.00
Balloon Artist	$ 300.00
Caricature Lady	$ 150.00
Decorations & Supplies	$ 500.00
Food & Beverages	$ 350.00
Parade	$ 800.00
Advertising	$ 1,000.00
Foam Machine	$ 50.00
Municipal Rentals	$ 400.00
CNP Waste	$ 1,000.00
Show & Shine	$ 50.00
Local Entertainers	$ 2,000.00
Face Painting	$ 300.00
Community Contests	$ 250.00
Team Challenges	$ 750.00
Treasure Hunt	$ 350.00
Music Concert	$ 5,000.00
Community BBQ/Dinner	$ 700.00
Movie in the Park	$ 500.00
Concession	$ 200.00
Licensing/Permits	$ 500.00
Security/Community Group Support	$ 2,000.00
Total Expenditures	**$ 23,400.00**

Festival of Lights

Expenditures	
Lights	$ 2,500.00
Santa	$ 100.00
Candy Bags/Candy Canes	$ 200.00

Local Entertainment	$ 250.00	
Sleigh/Hay Ride	$ 200.00	
Food	$ 500.00	
Childrens Activities	$ 500.00	
Decorations	$ 100.00	
Advertising	$ 150.00	
Total Expenditures	**$ 4,500.00**	

Doors Open (Heritage Days)

Expenditures		
Movie in the Park	$ 500.00	
Concession	$ 200.00	
Tours	$ 100.00	
Total Expenditures	**$ 800.00**	

Canada Day

Expenditures		
Decorations (Parade Float)	$ 250.00	
Foam Machine	$ 50.00	
Total Expenditures	**$ 300.00**	
Total Community Event Expenditures	**$ 29,000.00**	
Total Receipts		**$ 29,000.00**

2024 Category 2 Grant Funding Application

Organization Information	
Name of Organization	CNP 40
Organization Website	N/A
Is the Organization a registered charity or not-for-profit organization?	Yes

Purpose
Purpose of Organization
CNP 40 offers drop in teen events encouraging youth to be social and try new things in a safe an positive environment. Existing services, programs and events within the community are supported and promoted by CNP 40 in their efforts to build assets in children and youth. Annual events such as The Amazing Teen Race, brings awareness of the assets to youth and adults in the community. CNP 40 builds connections with the youth and community providing volunteer and employment opportunities. CNP 40 is driven by youth ideas and efforts working directly with the community and schools.

Additional Information	
Has the organization previously applied for a grant from the Municipality of Crowsnest Pass?	Yes
Has the organization applied for grant funds from sources other than the Municipality of Crowsnest Pass?	Yes
If you applied for and were denied funding from other sources, please list them here.	
If you applied for and were granted funding from other sources, please list them here.	
We typically receive $1000.00 from Blairmore Lions and $1000.00 from the Coleman Lions, and $500.00 from Scotia Bank for the Amazing Race. Other funding is received to fund other projects that	

Additional Information
CNP 40 puts on during the year.
Have you performed any other fundraising projects? If yes; what and how much was raised?
No, however we are looking at hosting an Adult Amazing Race in the Crowsnest Pass in order to provide additional programming for youth.

Previous Municipal Grant History
List the last two grants your organization has received from the Municipality of Crowsnest Pass:
2023 - The Amazing Teen Race Funding - $7000.00 2022 - The Amazing Teen Race Funding - $5400.00
Have you provided the Municipality of Crowsnest Pass with a formal completion report for grant funds received?
Yes
If not, why has the report not been filed?

Category 2 & 3 Grant Request Information
Name of Event
CNP's Amazing Teen Race
Activity Type
Hosting a Charitable Event or Community Event/Celebration
If you chose "Other" above, please explain the event activity here.
When will this event/activity take place?
9/7/2024
Total Amount Requested
7000

Category 2 & 3 Grant Request Information
Please provide a report outlining the event or activity.
In September of 2024, we will be hosting our 9th annual Amazing Teen Race. This event has grown over the years and in 2023 we had 88 youth participants and 75 community members/local businesses volunteer their day for the kids. In 2023, we received funding support from Coleman Lions, Blairmore Lions, Coleman Legion and Scotia Bank which amounted to a total of $2600.00. All the money that we receive through funding or donations is spent locally. Participants are charged $35.00 as a registration fee. Participants are provided with a drawstring bag with sposorship logos, a CNP 40 buff, pancake breakfast, bagged lunch and BBQ supper. Meals are provided to all of our volunteers. Cash prizes are awarded for 1st and 2nd place junior and senior teams as well as individual challenge winners. Draw prizes for all participants are either donated or purchased locally. The Amazing Race has proven to be the event of the year for Grade 7 -12. We continue to fill up at our maximum capacity of 22 teams, 88 participants. The Amazing Race expenses are over 12,000.00. This is a large portion of our annual budget which stretches over the year where we also provide many other events and activities monthly and throughout the summer for teens. Additional funding is required to continue this event.

Financial
Please upload your most recent financial statement
Attached
Please upload your current year financials and next year's operating budget.
Attached
Supporting information (if needed)
Attached
If you are a recipient of a community grant from the Municipality of Crowsnest Pass, do you verify that you will file the required report within 30 days of grant expenditure?
Yes

Amazing Teen Race Budget

		Actual	Forecasted
		2023	2024
REVENUE			
Amazing Race Fees		2,919.42	2,900.00
Donations		2,600.00	2,500.00
Municipal Category 2		7,000.00	7,000.00
Total Revenue		12,519.42	12,400.00
EXPENSES			
Coleman Lions Breakfast		0.00	0.00
Bagged Lunches		592.92	650.00
Blairmore Lions BBQ		892.32	900.00
Staff Hours		3,583.00	3,650.00
Bags & Buffs for Participants		1,674.75	1,800.00
Prizes		4,402.64	4,400.00
Rental		300.00	300.00
Supply		389.06	400.00
Office/Printing		267.73	300.00
Total Expenses		12,102.42	12,400.00

CNP 40

Financial Statement

For the Year January 1, 2022 - December 31, 2022

ASSESTS		
Bank Account - December 31, 2022	2616.14	
Accounts Receivable	$0.00	
Total Assests	$2,616.14	$2,616.14
LIABILITES & FUND BALANCE		
Accounts Payable	$0.00	
Total Liabilities	$0.00	$0.00
Fund Balance		
Closing Balance Previous Year		12830.77
Current Year Surplus (Deficit)		-10,214.63
Fund Balance		$2,616.14
Total Liabilities & Fund Balance		2616.14

This financial statement has been reviewed and approved by:

Kayla Strandquist Name

Vice President Position

March 23, 2023 Date

Jody Rice Name

Secretary Position

March 26, 2023 Date

2024 Category 2 Grant Funding Application

Organization Information	
Name of Organization	Crowsnest Pass Agricultural Society
Organization Website	
Is the Organization a registered charity or not-for-profit organization?	Yes

Purpose
Purpose of Organization
The funds will assist with the cost of Event Insurance and the use of Bussing to the event. Parking is limited so bussing is required so that all spectators have the opportunity to attend. We have over 400 spectators , 50 volunteers or more and 60 contestants. The funding is a huge asset to the event and would have a huge impact to our organization if denied as we would have to down size or cancel.

Additional Information	
Has the organization previously applied for a grant from the Municipality of Crowsnest Pass?	Yes
Has the organization applied for grant funds from sources other than the Municipality of Crowsnest Pass?	No
If you applied for and were denied funding from other sources, please list them here.	
If you applied for and were granted funding from other sources, please list them here.	
Have you performed any other fundraising projects? If yes; what and how much was raised?	

Additional Information
We have annual sponsors and seek other sponsors to help with funds to support the event.

Previous Municipal Grant History
List the last two grants your organization has received from the Municipality of Crowsnest Pass:
$1,000.00 2022 Funds to assist with the cost of Insurance and Bussing $1,000.00 2023 Funds to assist with the cost of Insurance and Bussing. Insurance increase of $1350.00 and bussing due to Livingstone Range no longer providing service to Community groups.
Have you provided the Municipality of Crowsnest Pass with a formal completion report for grant funds received?
Yes
If not, why has the report not been filed?

Category 2 & 3 Grant Request Information
Name of Event
The Pole and Spur - Skijoring Event
Activity Type
Hosting a Charitable Event or Community Event/Celebration
If you chose "Other" above, please explain the event activity here.
When will this event/activity take place?
3/9/2024
Total Amount Requested
2000
Please provide a report outlining the event or activity.
The CNP Ag Society has hosted this event in our community since 2016 with attendance and popularity growing. We have over 50 youth and adult volunteers to help with the event. The Pole and Spur attracts

Category 2 & 3 Grant Request Information
over 400 people of all ages and families from the community as well as other communities throughout the Province and USA. We have partnered with other community groups to help with the planning of the event.

Financial
Please upload your most recent financial statement
Attached
Please upload your current year financials and next year's operating budget.
Attached
Supporting information (if needed)
Attached
If you are a recipient of a community grant from the Municipality of Crowsnest Pass, do you verify that you will file the required report within 30 days of grant expenditure?
Yes

Pole & Spur 2024

Revenues				
Team Registrations ($50/team)	$1,500.00	(30 teams)	Ag Society	$3,000.00
50/50 Raffle	$500.00		Municipality	$2,000.00
Spectators ($10/adult)	$4,000.00			
Beer Gardens	$6,000.00			
Sponsorship			Municipality	
			InKind:	
Cory Tourond	$500.00		CrowSnow - confirmed	
SSCM Inc	$500.00		Country Vets - confirmed	
Randy Rinaldi Welding	$300.00		Ag Society - confirmed	
Castle Ford	$500.00		KRA - confirmed	
3 Flat Industries	$500.00		Alberta Rocks - sand	
Greenhill	$500.00			
	$14,800.00			$5,000.00

Expenses

Insurance			$2,200.00
Liquor & Beer Garden Costs	$3,500.00		
Honorarium to Volunteer Group	$500.00		
Liquor License	$200.00		
Cups & coffee & hot chocolate	$200.00		
Portapotties	$1,000.00		
Fuel	$1,000.00		
Prize Monies	$3,200.00	(80% payout, $2,000 added)	
Cowboy Curling Prizes	$350.00		
Materials (ropes, snow fences, etc)	$500.00		
Announcer (fee and/or room costs)	$500.00		
Speaker System & Music	$400.00		
Bus Shuttle Rental			$800.00
Advertising			$1,000.00
Highway Sign	$150.00		
Trophies			$1,000.00
Volunteer Meals	$350.00		
Donation for First Aid	$500.00		
Videography	$300.00		
Fast time Prize 2 events	$100.00		
Emergency Services	$750.00		
Videography	$300.00		
Promo Goods	$1,000.00		
	$14,800.00		$5,000.00

Crowsnest Pass Agricultural Society

Financial Statements

August 31, 2022

Crowsnest Pass Agricultural Society
Statement of Operations

Year ended August 31, 2022

	2022	2021
Revenues		
Government Grants	$ 23,201	$ 24,201
Casino	9,545	-
Clinic	4,910	3,260
Memberships	1,430	330
Agricultural Activity	1,250	-
Interest income	11	46
	40,347	27,837
Expenditures		
Clinic	14,277	8,932
Rodeo	6,825	-
Community initiatives	4,951	3,365
Donations	4,475	40
Insurance	2,681	2,250
Advertising and promotion	2,553	76
Professional fees	2,352	2,352
Agricultural Activities & Programs	2,108	2,000
Board Development	1,293	-
Turtle mountain riding club sponsorship	1,270	-
Awards and Sponsorships	702	-
Memberships	300	340
Office	185	429
Casino Expenses	-	659
Amortization	1,037	1,319
	45,009	21,762
(Deficiency) excess of revenues over expenditures	$ (4,662)	$ 6,075

See accompanying notes
Subject to review dated January 9, 2023

Crowsnest Pass Agricultural Society
Statement of Changes in Net Assets

Year ended August 31, 2022

	Unrestricted net assets	Net assets invested in capital	Total 2022	Total 2021
Balance, beginning of year	$ 46,346	$ 4,964	**$ 51,310**	$ 45,235
(Deficiency) excess of revenues over expenditures	(4,662)	-	**(4,662)**	6,075
Amortization	1,037	(1,037)	**-**	-
Balance, end of year	**$ 42,721**	**$ 3,927**	**$ 46,648**	$ 51,310

See accompanying notes
Subject to review dated January 9, 2023

Crowsnest Pass Agricultural Society
Statement of Operations

Year ended August 31, 2022

	2022	2021
Revenues		
Government Grants	$ 23,201	$ 24,201
Casino	9,545	-
Clinic	4,910	3,260
Memberships	1,430	330
Agricultural Activity	1,250	-
Interest income	11	46
	40,347	27,837
Expenditures		
Clinic	14,277	8,932
Rodeo	6,825	-
Community initiatives	4,951	3,365
Donations	4,475	40
Insurance	2,681	2,250
Advertising and promotion	2,553	76
Professional fees	2,352	2,352
Agricultural Activities & Programs	2,108	2,000
Board Development	1,293	-
Turtle mountain riding club sponsorship	1,270	-
Awards and Sponsorships	702	-
Memberships	300	340
Office	185	429
Casino Expenses	-	659
Amortization	1,037	1,319
	45,009	21,762
(Deficiency) excess of revenues over expenditures	$ (4,662)	$ 6,075

See accompanying notes
Subject to review dated January 9, 2023

2024 Category 2 Grant Funding Application

Organization Information	
Name of Organization	Sole Survivor Trail Race
Organization Website	www.solesurvivor.ca
Is the Organization a registered charity or not-for-profit organization?	Yes

Purpose
Purpose of Organization
We would use these funds to help cover some of our operational costs such as insurance, event timers, website fees, etc. We welcome anywhere between 150 - 200 racers every year with the support of around 50 volunteers. Our event really showcases the trail running culture, biking trails and atmosphere of Crowsnest Pass. In 2023 the Blairmore Lions hosted our BBQ, our prizes showcased local artisans Heather Fletcher and MJM pottery. We are proud that our 2.5 km and 5 km loop consists mostly of youth, encouraging them to get outside and enjoy nature. We host Easter and Halloween fun runs as well with an attendance of up to 50 runners including youth and families.

Additional Information	
Has the organization previously applied for a grant from the Municipality of Crowsnest Pass?	No
Has the organization applied for grant funds from sources other than the Municipality of Crowsnest Pass?	No
If you applied for and were denied funding from other sources, please list them here.	
If you applied for and were granted funding from other sources, please list them here.	

Additional Information
Have you performed any other fundraising projects? If yes; what and how much was raised?
We have not received a formal category 2 grant from the Municipality (this is our first application) however we did ask for assistance with our 2022 insurance coverage of $197 and received support.

Previous Municipal Grant History
List the last two grants your organization has received from the Municipality of Crowsnest Pass:
Have you provided the Municipality of Crowsnest Pass with a formal completion report for grant funds received?
If not, why has the report not been filed?

Category 2 & 3 Grant Request Information
Name of Event
Sole Survivor Trail Race
Activity Type
Hosting a Charitable Event or Community Event/Celebration
If you chose "Other" above, please explain the event activity here.
When will this event/activity take place?
7/20/2024
Total Amount Requested
2000
Please provide a report outlining the event or activity.
The purpose of our organization is to provide a fun race environment for families and individuals. We

Category 2 & 3 Grant Request Information
offer a 2.5 km or 5 km walk/run for youth, those just starting out trail running or anyone who just wants to participate and just take in some great views and flowy trails. We also offer a 10 km course for those looking at a bit more of a challenge. The race starts out in Pete's Park then showcases our pass powder keg trails until finishing off back at Pete's Park where everyone is welcome to stay for food, prizes and a social. We welcome anywhere between 150 - 200 racers every year with the support of around 50 volunteers. Prizing is all donated by local businesses and food is catered by local businesses/organizations. We pride ourselves in the high attendance of youth at our event and strive to continue to provide a fun, safe event that connects our residents and visitors with nature and trail running.

Financial
Please upload your most recent financial statement
Attached
Please upload your current year financials and next year's operating budget.
Attached
Supporting information (if needed)
Attached
If you are a recipient of a community grant from the Municipality of Crowsnest Pass, do you verify that you will file the required report within 30 days of grant expenditure?
Yes

2024 Sole Survivor Budget

		Estimate
2023 Carry Over		$ 2,085.00
Registration		$ 5,000.00
Sponsorship		$ 2,500.00
	Total	**$ 9,585.00**

Event Insurance	$ 350.00
Directors Insurance	$ 800.00
Catering	$ 2,500.00
food	$ 450.00
beer	$ 250.00
Timing	$ 800.00
Top finisher mugs and meda	$ 400.00
T-shirts	$ 3,300.00
Porta-potties	$ 400.00
Website fees	$ 190.00
First Aid Kits	$ 50.00
Supplies	$ 50.00
Bags of Ice	$ 30.00
membership fees	$ 75.00
Accounting	$ 105.00
Total	$ 9,750.00

Crowsnest Pass Sole Survivor Foot Race Society
Statement of Activities
January 31, 2022 to January 30, 2023
(Unaudited)

		2023 $
Receipts		
Donations	2,500	
Entry Fees	5,323	
Total Receipts		7,823
Expenses		
Bank Service Charges	6	
Event Supplies	8,755	
Advertising/Promotion	401	
Professional Fees	105	
Meeting Expenses	42	
Total Expenses		9,308
Revenues over Expenses		-1,485

Crowsnest Pass Sole Survivor Foot Race Society
Statement of Financial Position
As at January 30, 2022
(Unaudited)

		2021 $
Assets		
Cash in Chequing	2,707	
Total Assets		2,707
Liabilities		
Current Liabilities	-	
Total Liabilities		-
Net Assets		
Balance, Beginning of Year	2,749	
Change in Net Assets	-43	
Net Assets		2,707
Total Liabilities & Net Assets		2,707

Approval Statement:

This financial statement has been reviewed and approved by:

Signature

Sasha Harriott

Printed Name

Chairperson

Position

Feb 2, 2022

Date

2023 Category 2 Grant Funding Application

Organization Information	
Name of Organization	Turtle Mountain Riding Club
Organization Website	
Is the Organization a registered charity or not-for-profit organization?	Yes

Purpose
Purpose of Organization
I am writing on behalf of the Turtle Mountain Riding Club, a non-profit organization in the Crowsnest Pass which operates a gymkhana during the summer months for local youth and adults. We are open to any ages and all levels of riders, and we run 4 events at 10-12 gymkhanas between June and September. We are looking for sponsorship to help fund our year end banquet and awards ceremony, where we award prizes according to points earned throughout the season. A rider must compete in at least half of the gymkhanas to qualify for year-end prizes, and at each gymkhana points are awarded to the four place winners in each event – keyhole, poles, stakes, and barrels. These prizes show appreciation to all our youth, and the seniors who bring them, for their display of horsemanship and dedication to both our club and their horses. This grant would cover the cost of the caterer for the 80-100 people who come to the event throughout the year, as well as the rental cost for the facility to host the event.

Additional Information	
Has the organization previously applied for a grant from the Municipality of Crowsnest Pass?	No
Has the organization applied for grant funds from sources other than the Municipality of Crowsnest Pass?	No
If you applied for and were denied funding from other sources, please list them here.	

Additional Information
If you applied for and were granted funding from other sources, please list them here.
Have you performed any other fundraising projects? If yes; what and how much was raised?
50/50 fundraiser at the Pincher Creek pro rodeo ($2800) as well as a raffle that has not completed yet, but as these are AGLC controlled funds, we cannot use them towards the cost of the banquet

Previous Municipal Grant History
List the last two grants your organization has received from the Municipality of Crowsnest Pass:
Have you provided the Municipality of Crowsnest Pass with a formal completion report for grant funds received?
If not, why has the report not been filed?

Category 2 & 3 Grant Request Information
Name of Event
Year End Banquet
Activity Type
Hosting a Charitable Event or Community Event/Celebration
If you chose "Other" above, please explain the event activity here.
When will this event/activity take place?
11/2/2024
Total Amount Requested

Category 2 & 3 Grant Request Information
3000
Please provide a report outlining the event or activity.
We are looking for sponsorship to help fund our year end banquet and awards ceremony, where we award prizes according to points earned throughout the season. A rider must compete in at least half of the gymkhanas to qualify for year-end prizes, and at each gymkhana points are awarded to the four place winners in each event – keyhole, poles, stakes, and barrels. These prizes show appreciation to all our youth, and the seniors who bring them, for their display of horsemanship and dedication to both our club and their horses. This grant would cover the cost of the caterer for the 80-100 people who come to the event throughout the year, as well as the rental cost for the facility to host the event.

Financial
Please upload your most recent financial statement
Attached
Please upload your current year financials and next year's operating budget.
Attached
Supporting information (if needed)
Attached
If you are a recipient of a community grant from the Municipality of Crowsnest Pass, do you verify that you will file the required report within 30 days of grant expenditure?
Yes

TURTLE MOUNTAIN RIDING CLUB (#500046685)

Box 151 Blairmore, Alberta T0K 0E0
For the year 01/11/2021 to 31/10/2022

Income

Memberships	$2790.00	
Concession	$1430.05	
Donations	$650.00	
Banquet	$1842.31	
		Total Income $6712.36

Disbursements

Bank Fees	$368.22	
Prizes	$7396.23	
Donations	$300.00	
Concession Supplies	$740.95	
Banquet	$4618.48	
Misc.	$844.56	
(Office supplies, raffle supplies, toilet rental, power bill)		
		Total Disbursments $14 268.44

Liabilities

Total Liabilities $0.00

Assets

Bank Balance 31/10/2022	$3709.12	
Concession Float	$100.00	
OPENING BALANCE		**$11 265.20**
CLOSING BALANCE		**$3709.12**
FLOAT		**$100.00**

This financial statement has been reviewed and approved by:

Signature

Kristen Trotz
Printed Name

President
Position

Sept. 29 23
Date

Signature

Amy Gettman
Printed Name

Treasurer
Position

29 Sept 2023
Date

AGENDA ITEM 7

DEPARTMENT INITIATIVES

2024 Department Initiatives						
Department Intiative #	**Initiative Name**	**Department**	**2024 Capital Expenditure Increase/ Decrease**	**2024 Operating Budget Expenditure**	**Priority**	**Year**
I1-2024	Bellevue Memorial Playground	Community Services	$ 148,000.00		Optional	2024
I3-2024	Hillcrest Ball backstops	Community Services	$ 32,000.00		Required	2024
I10-2024	Coleman Union Hall - detailed woodwork painting	Development & Trades	$ 4,000.00		Required	2024
I11-2024	MDM dishwasher	Development & Trades	$ 15,000.00		Required	2024
I14-2024	Library - paint exterior wood siding	Development & Trades	$ 25,000.00		Required	2024
I20-2024	Fire Station No. 1 - replace west facing windows	Development & Trades	$ 20,000.00		Required	2024
I23-2024	Downtown Coleman Parking Design	Finance	$ 15,000.00		Optional	2024
I24-2024	Hillcrest/Bellevue Walking Trail	Finance	$ 35,000.00		Required	2024
I33-2024	Pool Website + Rebrand	Pass Community Pool	$ 10,000.00		Required	2024
I34-2024	Deck Furniture Upgrade	Pass Community Pool	$ 10,000.00		Required	2024
I35-2024	Crowsnest Pass Lifejacket Loaner Station	Pass Community Pool	$ 4,200.00		Optional	2024
I36-2024	Cold Storage Fencing	Pass Powderkeg	$ 14,000.00		Required	2024
I37-2024	Snowgun Purchase/lease	Pass Powderkeg	$ 145,000.00		Optional	2024
I39-2024	Alberta First Responders Radio Communication	Protective Services	$ 190,000.00		Optional	2024
I40-2024	Historic Resources Advisory Committee	Development & Trades	$ 30,000.00		Optional	2024
			$ 697,200.00			

2024 Department New Initiatives

Initiative Name	I1 2024 Bellevue Memorial Playground
Department	Community Services
Council Decision	

Financial Impact	**2024**	**2025**	**2026**
Capital Expenditure Increase	$148,000	$	$
FTE			
Operating Budget Expenditure Increase/Decrease	$	$	$
One-Time Allocation	Yes		

Initiative Objective:
The Bellevue Memorial Playground is an original wooden structure with little updates and repairs by the lease holder and is in need of a complete replacement. All wood is at end of life, and this playground is also oversized for its protection area. Community Services is requesting monies to replace this playground prior to a complete closure due to safety. Unfortunately, due to the size of the area, this will be a smaller playground, and a complete install of protective fall surface (pea gravel) as it has failed as well. Community Services will oversee the complete project and hire this out as the lease holder most likely will not be able to assist. The reason for increased costs to this small playground is fence, furnishings, cement and a floating frame instead of cement pilings is needed along with all pea gravel.
Which Strategic Goal is this initiative aligned with:
Quality of Life, Economics and Viability
Background:
The Municipality has a policy for playgrounds (Policy 1213-01) Section 5.4 identifies when possible the minimum pieces of equipment that should be included in a playground. The minimum requirements include 1 early childhood swing, 1 early childhood sensory play area, 1 bouncer or teeter play apparatus, 2 slides (1 for 18 month to 3 year olds and 1 for 3 to 12 year old). The type of

equipment, over and above the minimum requirements is determined by the space available and in consultation with the user group (such as a theme or specific requirements). The lease holders (Bellecrest Society) have had control and are responsible for the care of this facility, and have tried to make repairs over the years to meet compliance. However due to its age and condition it needs to be replaced. As this location is under a lease to Bellecrest Society the municipality does not have the authority to close it. This playground replacement was on a schedule behind the NIT playground replacement scheduled for 2022. However, please note as mentioned this will be a smaller sized playground due to its location so an alternative is to use these funds to make the MDM playground bigger as it has more area and perhaps would be a better use of funds. The MDM playground was originally scheduled for replacement in 2024 behind Bellevue Memorial (2022) and NIT playground (2023). However, through the inspection process, several pieces have failed in 2023 and have been removed. The playground is now down to 1 slide and climbing equipment. Also, the remaining apparatus in the playground has no play value for anyone under the age of 7 with most of the groups using this area under this age. Although it there is not much play value left, the remaining apparatus is compliant and can get by for another year. If the three remaining playgrounds were to go ahead, based on safety, the priority would be Bellevue Memorial Playground, then the the NIT playground and finally the MDM playground.
Proposed Implementation Strategy
Using our free Consultant to design a few different options and then go to a vote method like the Frank playground. Please note this playground will not be a "like for a like" replacement due to the size of area.
Performance Measurement and Reporting
Collection of votes on new playground.

2024 Department New Initiatives

Initiative Name	I3 2024 Hillcrest Ball Diamond backstops
Department	Community Services
Council Decision	

Financial Impact	**2024**	**2025**	**2026**
Capital Expenditure Increase	$32,000	$	$
FTE			
Operating Budget Expenditure Increase/Decrease	$	$	$
One-Time Allocation	Yes		

Initiative Objective:
Replace the upper portion of the old backstop netting material with chain link
Which Strategic Goal is this initiative aligned with:
Quality of Life, Economics and Viability, Planning
Background:
The Hillcrest Ball Diamond backstops have a mesh fabric netting installed on the upper portion. This is not a very good system and needs repairs frequently throughout the year. The plan is to replace the mesh portion with proper chain link maintenance free material. This project could be combined with Council initiative CI5-2024 Hillcrest Ball Diamond Completion project if approved.
Proposed Implementation Strategy
Install the fence
Performance Measurement and Reporting

through budget.

2024 Department New Initiatives

Initiative Name	I10 2024 Coleman Union Hall - detailed woodwork painting
Department	Development & Trades
Council Decision	

Financial Impact	**2024**	**2025**	**2026**
Capital Expenditure Increase	$4,000	$	$
FTE			
Operating Budget Expenditure Increase/Decrease	$0	$	$
One-Time Allocation	Yes		

Initiative Objective:
Paint the exterior accent belly band, window frames, door frames, soffit and fascia woodwork.
Which Strategic Goal is this initiative aligned with:
Quality of Life, Economics and Viability, other: Maintenance of a Designated Historic Resource
Background:
Alberta Historic Resource Management recommended that the exterior woodwork on the building is deteriorating and requires treatment and fresh paint. A 2022 quote was obtained in the amount of approximately $10,000. A provincial grant in the amount of approximately $6,000 was approved in August 2023 with the understanding that the project will only proceed if the Municipal Council approved the remainder amount of $4,000 in the 2024 budget.
Proposed Implementation Strategy
Execute the provincial grant funding agreement. Award the contract to a vendor for completion in 2024.
Performance Measurement and Reporting

Satisfactory completion.

2024 Department New Initiatives

Initiative Name	I11 2024 MDM dishwasher
Department	Development & Trades
Council Decision	

Financial Impact	**2024**	**2025**	**2026**
Capital Expenditure Increase	$15,000	$	$
FTE			
Operating Budget Expenditure Increase/Decrease	$0	$	$
One-Time Allocation	Yes		

Initiative Objective:
To purchase a new commercial grade dishwasher for the MDM kitchen that fits into the same space in the existing kitchen set-up.
Which Strategic Goal is this initiative aligned with:
Quality of Life, Economics and Viability, other: Reduced maintenance cost
Background:
The existing dishwasher was purchased second-hand several years ago. It is starting to have issues. A trouble-shoot and repair in April 2023 was a $1,000 expense. The dishwasher is used when the MDM is rented out for events.
Proposed Implementation Strategy
Select and order a new dishwasher for installation. An alternative option would be to consider a lease. Consider the possibility of selling the existing dishwasher or putting it into the annual Municipal auction.
Performance Measurement and Reporting

Satisfactory installation.

2024 Department New Initiatives

Initiative Name	I14 2024 Library - paint exterior wood siding
Department	Development & Trades
Council Decision	

Financial Impact	**2024**	**2025**	**2026**
Capital Expenditure Increase	$25,000	$	$
FTE			
Operating Budget Expenditure Increase/Decrease	$0	$	$
One-Time Allocation	Yes		

Initiative Objective:
Maintain the exterior wood siding of the library.
Which Strategic Goal is this initiative aligned with:
Economics and Viability, other: Building maintenance
Background:
The exterior wood siding on the library requires fresh paint to maintain it.
Proposed Implementation Strategy
Request quotes from vendors, award contract.
Performance Measurement and Reporting
Satisfactory completion.

2024 Department New Initiatives

Initiative Name	I20 2024 Fire Station No. 1 - replace west facing windows
Department	Development & Trades
Council Decision	

Financial Impact	**2024**	**2025**	**2026**
Capital Expenditure Increase	$20,000	$	$
FTE			
Operating Budget Expenditure Increase/Decrease	$0	$	$
One-Time Allocation	Yes		

Initiative Objective:
To replace the west facing windows in the Blairmore Fire Station No. 1.
Which Strategic Goal is this initiative aligned with:
Economics and Viability, other: Window seals have failed; Reduced heating cost.
Background:
The three west facing windows in the Blairmore Fire Station No. 1 have failed and need to be replaced. The wooden frames have reached end of life and require a complete new windows, with either PVC or aluminum frames. The top of the windows are curved and to replace with similar shape will require custom manufacturing.
Proposed Implementation Strategy
Request quotations. Award contract. Implement.
Performance Measurement and Reporting
Satisfactory completion.

2024 Department New Initiatives

Initiative Name	I23 2024 Downtown Coleman Parking Design
Department	Finance
Council Decision	

Financial Impact	**2024**	**2025**	**2026**
Capital Expenditure Increase	$15,000	$	$
FTE			
Operating Budget Expenditure Increase/Decrease	$	$	$
One-Time Allocation	Yes		

Initiative Objective:
Improve parking in the downtown Coleman area
Which Strategic Goal is this initiative aligned with:
Quality of Life
Background:
There is need for additional parking in downtown Coleman, potential sites have been identified and now need to do design work to develop site into a parking lot.
Proposed Implementation Strategy
do design work (may involve consultant) for additional parking in downtown Coleman
Performance Measurement and Reporting
Reduced complaints on parking in downtown coleman

2024 Department New Initiatives

Initiative Name	I24 2024 Hillcrest/Bellevue walking Trail Connector
Department	Finance
Council Decision	

Financial Impact	**2024**	**2025**	**2026**
Capital Expenditure Increase	$35,000	$	$
FTE			
Operating Budget Expenditure Increase/Decrease	$	$	$
One-Time Allocation	Yes		

Initiative Objective:
Finish the connection of the Hillcrest and Bellevue walking trail by the rail crossing
Which Strategic Goal is this initiative aligned with:
Quality of Life
Background:
The trail between Bellevue and Hillcrest is paved with the exception of a stretch by the rail crossing. This project will complete the trail system in the area when paved and a proper crossing.
Proposed Implementation Strategy
Contract CPR to install crossing and then tie in asphalt with other paving projects.
Performance Measurement and Reporting
Trail users are satisfied with the pave pathway

2024 Department New Initiatives

Initiative Name	I33 2024 Pool Website + Rebrand
Department	Pass Community Pool
Council Decision	

Financial Impact	**2024**	**2025**	**2026**
Capital Expenditure Increase	$10,000	$	$
FTE			
Operating Budget Expenditure Increase/Decrease	$	$	$
One-Time Allocation	Yes		

Initiative Objective:
This initative will provide the opportunity to rebrand the Pass Pool while revitalizing the website and bringing it under the Municipality of Crowsnest Pass umbrella. The website provides an important communication tool for the pool and needs a revamp in order to continue to serve this important duty. The rebrand also allows the opportunity to have all marketing assets done in a useable format moving forward.
Which Strategic Goal is this initiative aligned with:
Communications and Marketing
Background:
The Pass Pool website was set up by a contractor who is closing their business moving forward and is looking to pass the website on. The current site as built, is difficult to set up, manage and edit, and will need to be moved to new hosting, moving forward. This presents a great opportunity to re-do the website into something that is easy to edit, and is sustainable moving forward. Having a website where citizens can sign up online for swim lessons, and other classes being offered at the pool as well as sign up for swim passes with the ability to pay on line. Currently the Municipal website does not have the flexibilty to accommodate the needs of the pool and therefore developing a custom website is the best option at this time.

As the pool comes under the Municipal umbrella of operations, it has been noted that we do not have many usable logo files nor a branding guideline to use on signs, documents or graphics. While undergoing the website change, it makes sense to tie in a re-brand at the same time.
Proposed Implementation Strategy
- Complete a Request for Proposal document that includes a re-brand and website build, along with hosting package and all add ins. - Contract build and re-brand to be complete for pool operating season 2024.
Performance Measurement and Reporting
- Website will be able to be updated by Pool staff. - All pertinent website information will be able to be accessed by Municipal and Pool staff. - Branding assets will be usable by staff.

2024 Department New Initiatives

Initiative Name	I34 2024 Deck Furniture Upgrade
Department	Pass Community Pool
Council Decision	

Financial Impact	**2024**	**2025**	**2026**
Capital Expenditure Increase	$10,000	$	$
FTE			
Operating Budget Expenditure Increase/Decrease	$	$	$
One-Time Allocation	Yes		

Initiative Objective:
This initiative will upgrade the outdoor furniture at the Pass Community Pool from what is there currently and add two lifeguard chairs that provide better visibility to the pool from a higher vantage point. This also includes the purchase of umbrellas.
Which Strategic Goal is this initiative aligned with:
Quality of Life
Background:
The Pass Pool is a well utilized community facility that has experienced a busy season. Through the season, it is evident that there is a need to upgrade the outdoor pool furniture to provide a better experience for both staff and guests.
Proposed Implementation Strategy
This initiative will purchase two lifeguard chairs, replace current adirondack chairs that pose a pinching hazard due to their construction and add two flat surface picnic tables. The two metal picnic tables that are incredibly uncomfortable for guests in bathing suits can be moved to another department.

Performance Measurement and Reporting
All will be purchased and installed prior to the start of the 2024 season.

2024 Department New Initiatives

Initiative Name	I35 2024 Crowsnest Pass Lifejacket Loaner Station
Department	Pass Community Pool
Council Decision	

Financial Impact	**2024**	**2025**	**2026**
Capital Expenditure Increase	$4,200	$	$
FTE			
Operating Budget Expenditure Increase/Decrease	$	$	$
One-Time Allocation	Yes		

Initiative Objective:
This initiative will create a Lifesaving Society Lifejacket Loaner program in the Crowsnest Pass. This program provides free lifejackets on loan to people within the community 12 months per year in collaboration with the Crowsnest Pass library.
Which Strategic Goal is this initiative aligned with:
Quality of Life
Background:
The Crowsnest Pass Community Pool is a member of the National Lifesaving Society. The society provides resources that allow communities to implement the lifejacket loaner program. This program offers information and lifejackets free of charge for anyone who needs them, either within a pool, or out on the lake. As a member of the National Lifesaving Society and implementing the lifejacket loaner program, the Municipality will be able to purchase the lifejackets at a discounted rate. The plan would be to order 53 life jackets with 43 located at the pool and 10 at the Library. In conjunction with the Crowsnest Public Library, lifejackets would be available at both locations throughout the summer and at the library only during the off-season. This project includes the replacement of all the existing lifejackets as they are at end of life, construction of a stand and

purchase of banners and other printed materials. People would be able to check out lifejackets much the same as they check out a book from the library.
Proposed Implementation Strategy
Set up a program with National Lifesaving Society, order materials and have kiosk built.
Performance Measurement and Reporting
We will measure the performance of it through lifejackets getting checked out at the library as well as more use at the pool during summer months.

2024 Department New Initiatives

Initiative Name	I36 2024 Cold Storage Fencing
Department	Pass Powderkeg
Council Decision	

Financial Impact	**2024**	**2025**	**2026**
Capital Expenditure Increase	$14,000	$	$
FTE			
Operating Budget Expenditure Increase/Decrease	$	$	$
One-Time Allocation	Yes		

Initiative Objective:
This initiative will provide a fenced in area near the cold storage building to provide more secure outdoor storage for snowguns and other mobile equipment.
Which Strategic Goal is this initiative aligned with:
Planning
Background:
As Pass Powderkeg grows, the need for more storage continues. There has also been an increase in thefts, attempted and successful at the lodge area. This chain link fenced area will provide a more secure area to house snowguns and other mobile equipment.
Proposed Implementation Strategy
- Contract the build of the fence and required earth work to fencing company.
Performance Measurement and Reporting
This initiative will be complete early July of 2024 and increase our storage significantly.

2024 Department New Initiatives

Initiative Name	I37 2024 Snowgun Purchase
Department	Pass Powderkeg
Council Decision	

Financial Impact	**2024**	**2025**	**2026**
Capital Expenditure Increase	$145,000	$	$
FTE			
Operating Budget Expenditure Increase/Decrease	$0	$	$
One-Time Allocation	Yes		

Initiative Objective:
This initiative will replace 4 of our current snowguns with 4 new guns that are purchased outright
Which Strategic Goal is this initiative aligned with:
Economics and Viability, Planning
Background:
In 2017, 4 snowguns were leased from TechnoAlpin. These guns were used at the time and were an upgrade from old technology. As time has gone on and snowmaking needs have increased, it is evident that we are in need of another upgrade as the TechnoAlpins are nearing end of life and are still on rental. Through our master planning process done in 2021, we have found options that will work within our current constraints. It is recommended that we purchase a set of 4 guns outright rather than rent, which comes with a fairly large cost over time. We would then return the TechnoAlpins. The new guns are more efficient and will require less maintenance than purchasing the previously rented guns. It is expected that we would get 8-10 years out of the guns and with the purchase, would get 1 year warranty on them.

There is a rental option which provides a buy out clause available each year. The rental is $9,500USD annually per gun with the buy out schedule available below. The rental/buy out option is the following: 100% of previous season payment applied to the purchase price ($12957.70 CDN each for a total of $51,830.80 for 4) 75% of the 2nd year payment applied to the purchase price 50% of the 3rd year payment applied to the purchase price 25% of the 4th year payment applied to the purchase price 3 years of rental would be equivalent to out right purchases on an item with an 8 to 10 year life span.
Proposed Implementation Strategy
- Evaluate guns in early 2024 for best options with the system capacity and budget - Purchase with arrival coming early fall 2024.
Performance Measurement and Reporting
- Faster snowmaking with fewer breakdowns.

2024 Department New Initiatives

Initiative Name	I39 2024 Alberta First Responders Radio Communication System (AFRRCS)
Department	Protective Services
Council Decision	

Financial Impact	**2024**	**2025**	**2026**
Capital Expenditure Increase	$190,000.00	$	$
FTE			
Operating Budget Expenditure Increase/Decrease	$	$	$
One-Time Allocation	Yes		

Initiative Objective:
To establish a reliable emergency communications system (911 Service), through the provincial communications system and network.
Which Strategic Goal is this initiative aligned with:
other: Safe Community (fire, emergency response)
Background:
Crowsnest Pass currently utilizes an emergency communications system that is labour and equipment intensive. There are three repeater stations in harsh and difficult to reach locations, with two being on the tops of mountain ranges. There have been multiple incidences where we have been notified of a system failure where winter and environmental conditions did not allow for repairs to be done, due to being inaccessible. The infrastructure, including buildings, towers, metal guide wires, and electronic equipment are all older, needing regular repairs and maintenance. This is compounded by only having one local radio person, who is a part of a local amateur radio club, knowledgeable with the technical diagnosis and who can do minor restorations. This person is limited for assistance as he is unavailable 50% of the year due to shift work or other commitments. Often we only find out that the emergency system is broken when dispatch is unable to communicate with us for emergency call outs.

The Alberta First Responders Radio Communications System (AFRRCS) is a two-way radio network for first responders in municipal, provincial and First Nations agencies across the province. The AFFRCS provincial system covers all maintenance of the system, meaning we would not own any infrastructure nor be responsible for any repairs. The system is monitored 24/7, 365 days a year and has multiple redundancies built in, making this system exceptionally reliable. There are no system user fees and the Alberta government funds the network, construction, operation, monitoring and all maintenance. The only additional known cost associated with this system is the purchase of compatible radios.

Most of our neighboring municipalities have already transitioned to AFRRCS with over 165 agencies in use, with Pincher Creek being the most recent. The province has a communication trailer that can be used for large scale disasters where Crowsnest Pass used this trailer in the October of 2017 wildfires when our communications systems catastrophically went down. Most emergency services in the province are already on the AFRRCS system and we have fallen behind with an antiquated and problematic system.

CPO OPTION

If Council would like the Peace Officer department to be added to this initiative, there would be an additional one time cost of **$25,000** for equipment.

The CPO's would then cease to used Foothills Dispatch (current $7500 anual monitoring fee) and would transition to the Provincial Radio and Control Centre (PRCC) where there would only be a **$750** monitoring fee annually.

Proposed Implementation Strategy

Working with finance, we would seek a suitable product from a reputable vendor. While there are multiple options for equipment, a full analysis will be undertaken to ensure the Crowsnest Pass has an appropriate product.

Performance Measurement and Reporting

Once the initial purchase of the radio equipment has been made, performance will be measured by user feedback and consistency of product performance.

2024 Department New Initiatives

Initiative Name	I40 2024 Historic Society Update Historic Guidelines and Workshops
Department	Development & Trades
Council Decision	

Financial Impact	**2024**	**2025**	**2026**
Capital Expenditure Increase	$30,000	$	$
FTE			
Operating Budget Expenditure Increase/Decrease	$0	$	$
One-Time Allocation	Yes		

Initiative Objective:
To update the the Crowsnest Pass Historic Distric Design Guidelines and hold workshops and other community engagement.
Which Strategic Goal is this initiative aligned with:
Quality of Life, Economics and Viability
Background:
The Historic Resources Advisory Committee is requesting $25,000 to hire a consultant to update the Crowsnest Pass Historic District Design Guidelines and to provide $5,000 for workshops and other community engagement activities. The Historic District Design Guidelines hiring of a consultant will be contingent upon receiving matching grant funding under the provincial Heritage Preservation Partnership program.
Proposed Implementation Strategy
Once grant funding is approved hire a consultant to update the guidelines
Performance Measurement and Reporting

Satisfactory completion.